



ΚΥΠΡΙΑΚΗ
ΟΜΟΣΠΟΝΔΙΑ
ΑΡΣΗΣ ΒΑΡΩΝ

CYPRUS
WEIGHTLIFTING
FEDERATION

21 Amphipoleos Street
P.O. Box 23931
CY 1687 NICOSIA
info@weightlifting.org.cy

www.weightlifting.org.cy



WEIGHTLIFTING

RESULTS BOOK




IWF - WORLD MASTERS CHAMPIONSHIPS - 2011
Limassol, 29 October - 5 November



IWF - WORLD MASTERS CHAMPIONSHIPS - 2011
 Limassol, 29 October - 5 November

MEDALS TABLE					
Rk	Country	G	S	B	Tot
1.	Russia	22	8	7	37
2.	Germany	14	16	12	42
3.	Ukraine	8	3	2	13
4.	U.S.A.	7	3	4	14
5.	Poland	7	2	1	10
6.	Great Britain	6	4	2	12
7.	Venezuela	6	3	3	12
8.	Australia	5	5	-	10
9.	France	4	4	4	12
10.	Canada	4	2	2	8
11.	Japan	3	8	9	20
12.	Finland	3	4	2	9
13.	Italy	3	1	2	6
14.	Denmark	3	-	-	3
15.	Belarus	2	3	-	5
16.	Greece	2	2	1	5
17.	Czech Republic	2	1	2	5
18.	Norway	2	-	2	4
19.	Hungary	2	-	1	3
20.	Austria	1	2	1	4
21.	Israel	1	2	-	3
22.	Lebanon	1	1	1	3
-.	Slovakia	1	1	1	3
-.	Azerbaijan	1	1	1	3
25.	Cyprus	1	1	-	2
-.	Netherlands	1	1	-	2
27.	El Salvador	1	-	-	1
-.	Mongolia	1	-	-	1
-.	Malaysia	1	-	-	1
30.	Scotland	-	2	-	2
31.	Sweden	-	1	2	3
32.	Belgium	-	1	1	2
33.	Trinidad & Tobago	-	1	-	1



**2011 IWF-WORLD MASTERS
WEIGHTLIFTING CHAMPIONSHIPS**
(27th Men's and 18th Women's Championships)
LIMASSOL, CYPRUS
29th October - 5th November 2011
Detailed Results / Résultats détaillés




IWF - WORLD MASTERS CHAMPIONSHIPS - 2011
Limassol, 29 October - 5 November

Rang Rank	Nom Name	Prénom First name	Nation	Body Weight	Weight Class	Born	Age Group	Snatch			Clean & Jerk			Total	Sinclair Points	Malone Meltzer p.	Team Points	Sex
Results																		
1.	GAMONDES	Cendrine	FRA	54,25	58	1976	35-39	52	55	-60	61	65	70	125	172,56	184,99	28	F
2.	BERGER	Veronika	GER	56,65	58	1973	35-39	-50	50	-53	-60	60	63	113	151,02	168,08	25	F
3.	GARCIA	Carmen	VEN	56,50	58	1973	35-39	45	50	-52	57	60	-65	110	147,29	163,94	23	F
1.	CONAN	Claire	FRA	62,30	63	1972	35-39	55	-60	62	75	80	-84	142	177,79	200,02	28	F
1.	KOVTUN	Lidiya	RUS	66,70	69	1975	35-39	-70	70	-73	90	96	97	167	200,55	218,00	28	F
2.	SCHNEIDER	Tina	GER	65,40	69	1973	35-39	60	-65	65	70	75	-78	140	170,09	189,31	25	F
3.	VOGEL	Sarka	USA	67,55	69	1976	35-39	41	45	-48	57	62	-65	107	127,57	136,75	23	F
1.	SAMUELSSON	Susanna	FIN	73,25	75	1973	35-39	65	68	70	85	-90	90	160	182,72	203,37	28	F
1.	ALBRANDT	Olga	GER	91,70	75+	1974	35-39	55	60	62	72	77	80	142	148,54	163,40	28	F
1.	MABIT	Sandrine	FRA	47,90	48	1969	40-44	45	49	52	55	60	63	115	175,96	203,76	28	F
1.	PERDOMO	Esmeralda	VEN	52,00	53	1969	40-44	60	66	-67	70	-80	-82	136	194,13	224,80	28	F
1.	MAGOMEDOVA	Nina	RUS	53,40	58	1969	40-44	-57	57	-60	65	70	73	130	181,68	210,39	28	F
1.	DAMME	Annett	GER	61,55	63	1967	40-44	55	57	-59	70	73	76	133	167,84	198,55	28	F
2.	PALOSAAN	Pirjo	FIN	62,55	63	1970	40-44	55	-58	-58	70	-73	-76	125	156,11	179,05	25	F
1.	LOHAN	Elke	GER	68,30	69	1969	40-44	52	56	60	68	74	78	138	163,51	189,34	28	F
2.	FALCONER	Storm	AUS	68,20	69	1969	40-44	46	-48	-48	60	-65	65	111	131,62	152,42	25	F
3.	MEDINA	Nelsis	VEN	65,70	69	1968	40-44	44	-47	-47	53	55	-60	99	119,95	140,34	23	F
	ROY	Celia	FRA	67,15	69	1968	40-44	-51	-51	-51	0	0	0	0	0,00	0,00	0	F
1.	GRIMAL	Anne-marie	FRA	74,15	75	1967	40-44	38	42	45	57	62	-67	107	121,47	143,70	28	F
	HØYEN	Ann Beatrice	NOR	72,40	75	1969	40-44	60	-65	-65	0	0	0	0	0,00	0,00	0	F

Data Handling by G&G Data Hagenes

Report Created: 11/5/2011 2:29 PM



**2011 IWF-WORLD MASTERS
WEIGHTLIFTING CHAMPIONSHIPS**
(27th Men's and 18th Women's Championships)
LIMASSOL, CYPRUS
29th October - 5th November 2011
Detailed Results / Résultats détaillés




IWF - WORLD MASTERS CHAMPIONSHIPS - 2011
Limassol, 29 October - 5 November

Rang	Nom	Prénom	Nation	Body Weight	Weight Class	Born	Age Group	Snatch			Clean & Jerk			Total	Sinclair Points	Malone Meltzer p.	Team Points	Sex
Rank	Name	First name																
1.	TAKACS	Erika	HUN	103,30	75+	1969	40-44	60	65	67	80	85	91	158	160,76	186,16	28	F
2.	THOMAS	Shellen	CAN	88,20	75+	1970	40-44	52	56	-59	67	72	78	134	141,85	162,70	25	F
3.	AKTYPI	Anastasia	GRE	98,75	75+	1968	40-44	58	-61	61	70	73	-76	134	137,57	160,95	23	F
4.	LAURIDSEN	Dorthe Salin	DEN	118,80	75+	1970	40-44	42	46	-48	55	59	-62	105	105,14	120,60	22	F
1.	POULIN	Manon	CAN	46,85	48	1963	45-49	40	42	44	52	54	56	100	156,07	191,34	28	F
1.	MCMANUS	Joanne	GBR	52,30	53	1966	45-49	45	-48	-48	62	65	-67	110	156,29	186,77	28	F
2.	PATTISON	Beverley	GBR	51,30	53	1962	45-49	40	43	-45	60	63	-66	106	152,98	188,78	25	F
3.	KAWASAKI	Masako	JPN	52,30	53	1964	45-49	-30	30	-32	40	42	44	74	105,14	127,96	23	F
1.	CHRISTOFORIDI	Maria	GRE	57,55	58	1964	45-49	52	55	57	68	72	-75	129	170,45	207,43	28	F
2.	LOY	Diana	AUS	57,85	58	1965	45-49	-50	-50	50	70	75	78	128	168,50	203,38	25	F
3.	IWANAGA	Sayuri	JPN	56,00	58	1963	45-49	50	52	-53	62	-65	65	117	157,69	193,33	23	F
1.	GROTEHUIS	Corinne	USA	59,20	63	1965	45-49	55	58	-60	67	70	72	130	168,39	203,25	28	F
2.	ESCHEMANN	Sabina	GER	62,90	63	1964	45-49	50	52	-53	63	66	69	121	150,58	183,25	25	F
3.	FORBES	Trisha	GBR	62,40	63	1962	45-49	31	33	-35	42	-45	0	75	93,81	115,76	23	F
1.	KÜTTLER	Susanne	GER	66,45	69	1966	45-49	61	64	-67	73	77	-80	141	169,70	202,79	28	F
2.	ROBINSON	Ellyn	USA	67,95	69	1965	45-49	43	48	52	63	68	72	124	147,34	177,84	25	F
1.	PERRONE	Susana	ITA	74,50	75	1964	45-49	58	63	65	78	-81	-81	143	161,97	197,12	28	F
2.	OFFERMANN	Denise	CYP	69,20	75	1965	45-49	50	53	-56	63	65	68	121	142,33	171,80	25	F
3.	FAIRCHILD	Alea	BEL	70,30	75	1964	45-49	40	43	45	55	60	-63	105	122,47	149,04	23	F
4.	FABER	Alexandra	NED	71,95	75	1965	45-49	36	-38	38	-48	48	-50	86	99,10	119,62	22	F
1.	TAKACS	Maria	HUN	91,20	75+	1966	45-49	72	75	-77	90	93	95	170	178,12	212,85	28	F
2.	RAMSAY-OVERALL	Laura D.	TRI	78,50	75+	1965	45-49	73	-76	-76	88	-93	95	168	185,82	224,29	25	F
3.	BODARD	Suzanne	FRA	81,05	75+	1964	45-49	48	50	-52	58	60	62	112	122,25	148,77	23	F
1.	MACKEN	Mary	AUS	47,50	48	1961	50-54	42	45	47	55	58	-60	105	161,86	201,19	28	F

Data Handling by G&G Data Hagenes

Report Created: 11/5/2011 2:29 PM



**2011 IWF-WORLD MASTERS
WEIGHTLIFTING CHAMPIONSHIPS**
(27th Men's and 18th Women's Championships)
LIMASSOL, CYPRUS
29th October - 5th November 2011
Detailed Results / Résultats détaillés




IWF - WORLD MASTERS CHAMPIONSHIPS - 2011
Limassol, 29 October - 5 November

Rang Rank	Nom Name	Prénom First name	Nation	Body Weight	Weight Class	Born	Age Group	Snatch			Clean & Jerk			Total	Sinclair Points	Malone Meltzer p.	Team Points	Sex
1.	SCHMIDBERGER	Gudrun	GER	52,40	53	1961	50-54	47	49	-51	47	50	-52	99	140,44	174,57	28	F
2.	CHARLES	Caroline	GBR	52,60	53	1958	50-54	-40	40	-41	45	48	-50	88	124,46	160,93	25	F
1.	QUINELL	Coral	AUS	55,05	58	1957	50-54	50	52	-53	59	61	-63	113	154,26	203,48	28	F
2.	PIPKE	Monika	GER	53,10	58	1960	50-54	34	36	37	45	47	49	86	120,72	151,51	25	F
1.	TREBILLCOCK	Diane	GBR	62,10	63	1959	50-54	45	48	50	55	59	63	113	141,78	180,20	28	F
2.	LACKUS	Ulrike	GER	62,10	63	1958	50-54	38	43	-46	48	51	53	96	120,45	155,74	25	F
1.	COX	Sue	AUS	67,40	69	1961	50-54	41	-43	43	50	53	-56	96	114,60	142,45	28	F
1.	SAVCHUK	Nataliya	RUS	89,90	75+	1960	50-54	37	40	-42	51	54	-57	94	98,91	124,13	28	F
2.	CAMERON	Claire	SCO	93,85	75+	1958	50-54	37	38	39	49	-51	51	90	93,54	120,95	25	F
1.	JÖRGENSEN	Marga	DEN	48,85	53	1955	55-59	40	-44	-46	52	-56	56	96	144,39	199,83	28	F
2.	DAVIS	Julie	AUS	51,75	53	1952	55-59	26	-27	-27	36	37	-38	63	90,28	133,61	25	F
1.	EMERTON	Megan	AUS	59,75	63	1953	55-59	36	-37	37	43	45	48	85	109,41	158,53	28	F
1.	MORRISON	Grace	AUS	67,55	69	1954	55-59	42	45	48	58	62	65	113	134,72	190,90	28	F
1.	MISCAMBLE	Leandra	AUS	69,25	75	1956	55-59	30	32	34	45	48	-50	82	96,42	130,17	28	F
1.	DICKERSON	Mercedes	USA	99,95	75+	1956	55-59	47	52	55	60	65	67	122	124,92	168,65	28	F
1.	LEICK	Gwendolyn	GBR	52,85	53	1951	60-64	-26	26	27	38	-40	40	67	94,40	142,45	28	F
1.	HACKET	Patricia	USA	61,95	63	1948	60-64	-39	-39	39	49	-51	51	90	113,10	179,14	28	F
2.	SILVER	Valerie	AUS	62,60	63	1949	60-64	30	33	35	43	-45	47	82	102,35	159,77	25	F
1.	ROILIDOU-TSITSOULA	Magda	GRE	68,30	69	1951	60-64	40	42	-44	54	56	58	100	118,48	178,79	28	F

Data Handling by G&G Data Hagenes

Report Created: 11/5/2011 2:29 PM



**2011 IWF-WORLD MASTERS
WEIGHTLIFTING CHAMPIONSHIPS
(27th Men's and 18th Women's Championships)
LIMASSOL, CYPRUS
29th October - 5th November 2011
Detailed Results / Résultats détaillés**




IWF - WORLD MASTERS CHAMPIONSHIPS - 2011
Limassol, 29 October - 5 November

Rang Rank	Nom Name	Prénom First name	Nation	Body Weight	Weight Class	Born	Age Group	Snatch			Clean & Jerk			Total	Sinclair Points	Malone Meltzer p.	Team Points	Sex
1.	QUINN	Judy	CAN	71,10	75	1948	60-64	36	-38	-38	47	-49	-49	83	96,23	152,43	28	F
1.	CARTER	Brownin	GBR	77,80	75+	1951	60-64	40	41	0	52	54	56	97	107,71	162,53	28	F
2.	BEKATOROU	Evgenia	GRE	78,55	75+	1951	60-64	30	-32	-32	40	42	44	74	81,83	123,48	25	F
1.	MCSWAIN	Dagmar	GER	56,60	58	1944	65-69	24	26	-27	30	32	0	58	77,56	133,33	28	F
1.	JANES	Elaine	AUS	61,85	63	1945	65-69	24	26	-27	30	33	-36	59	74,22	124,02	28	F
1.	KERR	Janis	GBR	89,70	75+	1946	65-69	35	36	37	40	42	-43	79	83,18	136,09	28	F
1.	MUNKRES	Marylin	USA	87,90	75+	1941	70-74	28	30	-32	-38	38	40	70	74,18	143,40	28	F
1.	STRUVE	Jan	GER	99,95	105	1976	35-39	115	120	125	152	157	163	288	319,78	342,80	28	M
2.	HOTIMCHENKO	Pavel	RUS	101,95	105	1974	35-39	117	126	131	145	151	-157	282	310,82	341,90	25	M
3.	WIKLUND	Tobias	SWE	95,35	105	1973	35-39	115	120	-123	147	152	156	276	312,19	347,47	23	M
4.	ABDUL	Fatah El Jlalati	LIB	98,70	105	1972	35-39	114	-121	123	147	-153	153	276	307,93	346,42	22	M
1.	SUSHCHAK	Vladimir	RUS	134,40	105+	1972	35-39	153	-163	173	184	-204	-204	357	365,19	410,84	28	M
2.	KRUSHLINSKIY	Mikhail	RUS	113,25	105+	1975	35-39	-130	130	135	160	165	-168	300	319,44	347,23	25	M
3.	KARIMOV	Aghakarim	AZE	111,95	105+	1973	35-39	125	130	135	150	160	-168	295	315,20	350,81	23	M
4.	LACONCHA	Darwyn	VEN	108,65	105+	1976	35-39	-115	-115	118	146	-152	-152	264	284,71	305,21	22	M
1.	RUSEV	Nayden	CYP	56,00	56	1974	35-39	77	85	93	105	-118	-119	198	306,79	337,47	28	M
1.	GRATEROL	Alexis	VEN	61,90	62	1976	35-39	101	-102	102	120	-130	-130	222	319,45	342,45	28	M
2.	BENDER	Stefan	GER	61,65	62	1976	35-39	-101	-101	101	112	-118	-118	213	307,37	329,50	25	M
1.	CRUSZKA	Marcin	POL	67,30	69	1975	35-39	105	108	112	120	125	-128	237	322,29	350,33	28	M
2.	HUMBATLI	Aftandil	AZE	66,65	69	1975	35-39	-95	95	100	120	125	127	227	310,64	337,67	25	M
3.	KUBOTA	Hidetoshi	JPN	68,40	69	1974	35-39	98	-101	101	118	-121	-121	219	294,73	324,20	23	M
4.	MISTO	Oussama	LIB	68,00	69	1975	35-39	90	-95	96	115	-123	-123	211	285,03	309,82	22	M

Data Handling by G&G Data Hagenes

Report Created: 11/5/2011 2:29 PM



**2011 IWF-WORLD MASTERS
WEIGHTLIFTING CHAMPIONSHIPS
(27th Men's and 18th Women's Championships)
LIMASSOL, CYPRUS
29th October - 5th November 2011
Detailed Results / Résultats détaillés**




IWF - WORLD MASTERS CHAMPIONSHIPS - 2011
Limassol, 29 October - 5 November

Rang Rank	Nom Prénom Name First name	Nation	Body Weight	Weight Class	Born	Age Group	Snatch	Clean &Jerk	Total	Sinclair Points	Malone Meltzer p.	Team Points	Sex
1.	ALAYWAN Khodor	LIB	76,30	77	1973	35-39	113 -117 117	133 138 142	259	326,47	363,36	28	M
2.	MOUSKAFIDIS Alexandros	GRE	76,15	77	1974	35-39	113 -117 -117	133 138 142	255	321,78	353,96	25	M
3.	MOLNAR Gabor	HUN	75,20	77	1972	35-39	-110 110 115	-130 130 135	250	317,73	357,44	23	M
1.	HRECHKOSIY Serhiy	UKR	84,30	85	1974	35-39	105 110 -115	140 142 150	260	310,93	342,02	28	M
2.	TARHA Marrouf	LIB	83,15	85	1975	35-39	-110 110 -115	128 134 141	251	302,23	328,52	25	M
3.	ALVES Michel	FRA	80,90	85	1976	35-39	100 105 107	130 135 138	245	299,18	320,72	23	M
4.	AMBS Tobias	GER	84,20	85	1976	35-39	102 106 108	122 130 -133	238	284,78	305,29	22	M
1.	BADER Ryan	USA	92,75	94	1974	35-39	-115 115 120	135 140 145	265	303,25	333,57	28	M
2.	ZAILKIN Nikolay	RUS	92,10	94	1975	35-39	110 115 -120	-140 142 -150	257	294,98	320,65	25	M
3.	VERBITSKYI Oleh	UKR	88,00	94	1974	35-39	110 -115 115	135 -140 -140	250	292,88	322,16	23	M
4.	DIEM Rudolf	AUT	93,50	94	1972	35-39	-110 110 -115	135 -140 -141	245	279,40	314,32	22	M
5.	SCHULZE Jan	GER	89,65	94	1973	35-39	103 108 -110	-127 -127 127	235	272,97	303,82	21	M
6.	DEMAY William	FRA	91,30	94	1975	35-39	95 100 -105	125 -130 -136	225	259,24	281,79	20	M
1.	MARTYNYUK Vasyl	UKR	103,00	105	1969	40-44	140 145 -151	171 177 181	326	357,99	414,56	28	M
2.	HAL Mykhaylo	UKR	105,00	105	1971	40-44	135 140 -145	175 -181 -182	315	343,59	390,32	25	M
3.	ROSENGART Oliver	GER	104,40	105	1971	40-44	120 -130 130	140 150 0	280	306,02	347,64	23	M
4.	ANTONY Gilles	FRA	94,20	105	1967	40-44	98 102 105	130 134 139	244	277,39	328,15	22	M
5.	HEIB Alexander	GER	95,40	105	1971	40-44	-103 103 108	125 131 136	244	275,94	313,46	21	M
6.	KARAMPETSOS Evangelos	GRE	104,10	105	1967	40-44	95 -105 -105	126 131 -135	226	247,25	292,50	20	M
1.	ROVATTI Andrea	ITA	116,60	105+	1969	40-44	146 151 157	177 -186 186	343	362,23	419,46	28	M
2.	TOMCHENKO Igor	UKR	122,40	105+	1970	40-44	140 -150 -151	170 175 182	322	335,85	385,22	25	M
3.	VASILYUK Igor	RUS	118,60	105+	1969	40-44	130 -135 0	-155 -155 155	285	299,62	346,96	23	M
4.	COCO Ruggiero	ITA	119,25	105+	1970	40-44	100 105 -110	135 140 -145	245	257,20	295,01	22	M
	NIKITIN Aleksey	RUS	110,30	105+	1967	40-44	-125 125 -131	-155 -155 -160	0	0,00	0,00	0	M
1.	FARFAN Josue	VEN	55,65	56	1968	40-44	99 -102 102	106 -121 -121	208	323,85	378,90	28	M

Data Handling by G&G Data Hagenes

Report Created: 11/5/2011 2:29 PM



**2011 IWF-WORLD MASTERS
WEIGHTLIFTING CHAMPIONSHIPS**
(27th Men's and 18th Women's Championships)
LIMASSOL, CYPRUS
29th October - 5th November 2011
Detailed Results / Résultats détaillés




IWF - WORLD MASTERS CHAMPIONSHIPS - 2011
Limassol, 29 October - 5 November

Rang Rank	Nom Name	Prénom First name	Nation	Body Weight	Weight Class	Born	Age Group	Snatch			Clean & Jerk			Total	Sinclair Points	Malone Meltzer p.	Team Points	Sex
1.	SAKUDA	Yoshihiro	JPN	61,50	62	1970	40-44	80	-83	83	100	105	-108	188	271,76	311,71	28	M
2.	BECK	Mark	GBR	61,50	62	1970	40-44	78	82	-85	99	104	-108	186	268,87	308,40	25	M
1.	ERSHOV	Vyacheslav	RUS	68,90	69	1968	40-44	-80	80	85	100	-105	105	190	254,52	297,79	28	M
2.	PRIES	Michael	GER	67,90	69	1969	40-44	80	-84	-84	100	-104	104	184	248,79	288,10	25	M
3.	ZÄHLE	Frank	GER	67,10	69	1971	40-44	77	-83	83	95	100	-103	183	249,34	283,24	23	M
1.	IURKEVYCH	Gennadii	UKR	76,70	77	1970	40-44	125	130	-132	-148	148	158	288	361,96	415,17	28	M
2.	ULLMANN	Stefan	GER	76,95	77	1970	40-44	100	105	107	125	131	137	244	306,11	351,10	25	M
3.	AITSIDI	Lahcen Mohamed	FRA	76,70	77	1971	40-44	-95	95	-100	120	130	-135	225	282,78	321,24	23	M
	EL Kaissi	Hassan	LIB	76,80	77	1968	40-44	-93	-93	-93	0	0	0	0	0,00	0,00	0	M
1.	PAREDES	Victor	VEN	84,90	85	1968	40-44	120	123	-126	147	153	-157	276	328,91	384,83	28	M
2.	GALFINGER	Viktor	GER	84,05	85	1971	40-44	117	122	-125	147	152	-157	274	328,15	372,78	25	M
3.	DE Rossi	Luca	ITA	84,85	85	1971	40-44	108	113	-116	140	146	-150	259	308,74	350,73	23	M
4.	PIRKKIÖ	Jaarli	FIN	84,40	85	1967	40-44	-104	-105	105	132	138	-140	243	290,43	343,57	22	M
5.	NEITZEL	Yves	GER	83,65	85	1970	40-44	105	110	112	130	-135	-135	242	290,51	333,22	21	M
1.	OGANEZOV	Tigran	RUS	93,10	94	1967	40-44	120	125	0	-150	-150	150	275	314,18	371,68	28	M
2.	HELENA	Christophe	FRA	91,80	94	1968	40-44	116	120	122	140	147	-153	269	309,20	361,76	25	M
3.	KABBE	Jens	GER	93,35	94	1967	40-44	-117	117	-122	140	-150	-151	257	293,28	346,95	23	M
4.	LOGVYNENKO	Igor	UKR	93,10	94	1970	40-44	100	-105	105	120	0	0	225	257,06	294,85	22	M
5.	GRIHSCHENKO	Alexander	BLR	93,40	94	1968	40-44	95	101	-103	120	-130	-130	221	252,14	295,01	21	M
1.	MEZEI	Tibor	SVK	104,60	105	1962	45-49	-120	125	130	140	145	-150	275	300,35	370,64	28	M
2.	MARSAVIN	Vitaliy	UKR	99,85	105	1962	45-49	115	120	123	142	-152	-152	265	294,35	363,23	25	M
3.	NESTOR	Olivo	VEN	105,00	105	1966	45-49	110	115	-120	130	140	-153	255	278,14	332,38	23	M

Data Handling by G&G Data Hagenes

Report Created: 11/5/2011 2:29 PM




**2011 IWF-WORLD MASTERS
WEIGHTLIFTING CHAMPIONSHIPS
(27th Men's and 18th Women's Championships)
LIMASSOL, CYPRUS
29th October - 5th November 2011
Detailed Results / Résultats détaillés**



IWF - WORLD MASTERS CHAMPIONSHIPS - 2011
Limassol, 29 October - 5 November

Rang	Nom	Prénom	Nation	Body Weight	Weight Class	Born	Age Group	Snatch			Clean & Jerk			Total	Sinclair Points	Malone Meltzer p.	Team Points	Sex
Rank	Name	First name																
1.	SMOLONOGIN	Konstantin	RUS	117,00	105+	1964	45-49	-125	125	-132	145	154	158	283	298,59	363,38	28	M
2.	HIRVONEN	Jari	FIN	112,40	105+	1963	45-49	-128	128	-133	150	-154	-155	278	296,68	363,72	25	M
3.	BRAUN	Jürgen	GER	140,05	105+	1966	45-49	-105	105	-109	143	148	-152	253	257,09	307,22	23	M
4.	SZABO	Frantisek	SVK	108,70	105+	1965	45-49	107	111	-114	135	141	-145	252	271,73	327,97	22	M
5.	SEINO	Yuji	JPN	105,60	105+	1964	45-49	100	105	-110	-120	120	-125	225	244,94	298,10	21	M
6.	SCHINHAN	Roman	AUT	105,40	105+	1964	45-49	95	-100	-101	115	121	125	220	239,65	291,66	20	M
7.	AGHAYEV	Natiq	AZE	107,55	105+	1965	45-49	90	95	100	115	0	0	215	232,63	280,78	19	M
1.	VERSANO	Mordehai	ISR	53,35	56	1962	45-49	-62	62	-65	-68	68	-78	130	209,28	258,25	28	M
1.	KUKHARSKYI	Mykhailo	UKR	61,10	62	1966	45-49	87	92	96	105	-114	114	210	304,98	364,45	28	M
2.	HELIN	Harri	FIN	61,90	62	1964	45-49	-70	-70	70	-90	90	95	165	237,43	288,95	25	M
1.	PALLARI	Jorma	FIN	68,65	69	1966	45-49	88	93	96	100	110	-114	206	276,59	330,52	28	M
2.	TEEUWEN	Armand	NED	66,80	69	1966	45-49	75	80	-85	95	-100	100	180	245,96	293,93	25	M
1.	BURKOV	Mykhaylo	UKR	76,15	77	1963	45-49	95	-100	-100	122	127	131	226	285,19	349,64	28	M
2.	TEICHERT	Thorsten	GER	76,10	77	1962	45-49	92	95	-97	123	127	-130	222	280,24	345,82	25	M
3.	SCHREDER	Johann	GER	74,20	77	1966	45-49	93	-97	97	-121	121	124	221	283,05	338,24	23	M
4.	NAJMIDINOV	Vakhiddin	UZB	76,05	77	1963	45-49	95	-100	100	117	-121	121	221	279,08	342,16	22	M
5.	MINAMI	Mituhiko	JPN	71,85	77	1965	45-49	95	100	-102	115	120	-122	220	287,18	346,63	21	M
6.	KLINGSCHAT	Ralf	GER	76,45	77	1966	45-49	86	90	93	107	111	114	207	260,63	311,46	20	M
7.	OLSSON	Kent	SWE	75,35	77	1963	45-49	92	-96	-96	113	-117	-117	205	260,24	319,05	19	M
8.	SCHAMBACH	Jörg	GER	76,15	77	1966	45-49	85	-90	90	105	110	-114	200	252,38	301,59	18	M
9.	BRUIJNEN	Tom	NED	76,30	77	1962	45-49	-80	80	90	95	103	-110	193	243,27	300,20	17	M
	KHOSCHNAU	Schachawan	GER	76,05	77	1965	45-49	-95	95	-98	-121	0	0	0	0,00	0,00	0	M



**2011 IWF-WORLD MASTERS
WEIGHTLIFTING CHAMPIONSHIPS**
(27th Men's and 18th Women's Championships)
LIMASSOL, CYPRUS
29th October - 5th November 2011
Detailed Results / Résultats détaillés




IWF - WORLD MASTERS CHAMPIONSHIPS - 2011
Limassol, 29 October - 5 November

Rang Rank	Nom Prénom Name First name	Nation	Body Weight	Weight Class	Born	Age Group	Snatch			Clean & Jerk			Total	Sinclair Points	Malone Meltzer p.	Team Points	Sex
1.	INFANTE Pedro	VEN	84,35	85	1965	45-49	102	107	-110	128	131	134	241	288,12	347,76	28	M
2.	NORRMEN Lars	SWE	82,00	85	1965	45-49	95	100	-103	123	128	139	239	289,82	349,81	25	M
3.	MARFOUSS Adnan	LIB	83,40	85	1964	45-49	-101	101	105	126	130	134	239	287,34	349,70	23	M
4.	BRANKE Michael	GER	83,45	85	1965	45-49	95	-99	99	123	126	-130	225	270,43	326,41	22	M
5.	MCEWAN John	SCO	84,45	85	1965	45-49	100	-103	-103	120	125	-129	225	268,84	324,48	21	M
6.	GIRARDI Sante	ITA	84,40	85	1964	45-49	85	90	92	105	110	-113	202	241,42	293,81	20	M
7.	CHERIGIE Xavier	FRA	79,75	85	1966	45-49	85	90	-95	105	110	-113	200	246,08	294,06	19	M
8.	WATANABE Mitsuhiro	JPN	78,65	85	1962	45-49	85	0	0	95	0	0	180	223,12	275,34	18	M
	MIZUTANI Kazuto	JPN	81,75	85	1966	45-49	-100	-100	-100	0	0	0	0	0,00	0,00	0	M
1.	RAMIREZ Rauseo	VEN	93,15	94	1965	45-49	110	115	0	140	145	150	265	302,69	365,34	28	M
2.	ALIAKSASHYN Vadzim	BLR	89,55	94	1963	45-49	95	100	103	130	140	145	248	288,22	353,35	25	M
3.	MAGISTRIS Cesare	ITA	93,65	94	1966	45-49	103	107	-110	130	135	-137	242	275,79	329,57	23	M
1.	TACHAEV Ruslan	AUT	103,20	105	1961	50-54	110	115	120	140	-150	150	270	296,29	368,29	28	M
2.	FLORES Efrain	VEN	103,90	105	1960	50-54	-105	105	-108	121	-135	-135	226	247,42	310,51	25	M
3.	HESTMANN Geir	NOR	95,30	105	1959	50-54	96	101	-104	112	116	-120	217	245,51	312,04	23	M
	LENART Rudolf	SVK	96,05	105	1958	50-54	0	0	0	0	0	0	0	0,00	0,00	0	M
	DEDEOGLU Gursel	TUR	100,65	105	1960	50-54	-105	-105	-105	0	0	0	0	0,00	0,00	0	M
1.	TSVETKOV Gennady	RUS	114,90	105+	1959	50-54	110	115	-118	136	142	147	262	277,82	353,11	28	M
2.	LOPATIN Sergey	RUS	118,45	105+	1961	50-54	103	106	108	135	141	0	249	261,86	325,49	25	M
3.	TREBICHAVSKY Jan	SVK	116,70	105+	1960	50-54	110	-116	-116	-138	138	-144	248	261,84	328,61	23	M
4.	CHOUKAIR Ali	LIB	141,40	105+	1961	50-54	-105	-105	105	135	-140	0	240	243,54	302,72	22	M
5.	BARTH Harry	GER	123,80	105+	1958	50-54	100	-105	-105	125	-135	-140	225	234,05	302,63	21	M
6.	DALSBØ Per Ola	NOR	142,85	105+	1960	50-54	92	95	-99	-119	119	-122	214	216,85	272,15	20	M
7.	BESPERSTOV Mikhail	RUS	116,15	105+	1959	50-54	92	-97	-97	110	-115	-115	202	213,55	271,42	19	M
1.	ALIYEF Akif	AZE	55,20	56	1961	50-54	70	75	-82	85	-90	90	165	258,53	321,35	28	M
1.	PAPUSCHIN Alexandr	GER	61,65	62	1958	50-54	70	-74	-74	75	80	85	155	223,67	289,21	28	M

Data Handling by G&G Data Hagenes

Report Created: 11/5/2011 2:29 PM



**2011 IWF-WORLD MASTERS
WEIGHTLIFTING CHAMPIONSHIPS
(27th Men's and 18th Women's Championships)
LIMASSOL, CYPRUS
29th October - 5th November 2011
Detailed Results / Résultats détaillés**




IWF - WORLD MASTERS CHAMPIONSHIPS - 2011
Limassol, 29 October - 5 November

Rang	Nom	Prénom	Nation	Body Weight	Weight Class	Born	Age Group	Snatch			Clean & Jerk			Total	Sinclair Points	Malone Meltzer p.	Team Points	Sex
Rank	Name	First name																
1.	PEREBZYAK	Vasyl	UKR	68,45	69	1960	50-54	85	90	-93	110	117	-122	207	278,45	349,45	28	M
2.	KUSTERER	Andreas	GER	68,65	69	1961	50-54	80	85	-88	99	105	110	195	261,82	325,44	25	M
3.	TEHERANI	Edvin	SWE	67,80	69	1961	50-54	72	75	77	91	94	97	174	235,49	292,71	23	M
4.	DESBORDES	Jean-pierre	FRA	68,55	69	1960	50-54	70	74	76	-93	96	-99	172	231,15	290,10	22	M
1.	ZYCZKOWSKI	Ryszard	POL	76,65	77	1957	50-54	97	102	-106	121	125	0	227	285,40	376,44	28	M
2.	WORM	Holger	GER	76,30	77	1961	50-54	100	-105	-105	123	-127	-128	223	281,09	349,39	25	M
3.	KOJIMA	Eiji	JPN	75,20	77	1959	50-54	92	97	-102	115	-120	-122	212	269,43	342,45	23	M
4.	PODDA	Giovanni	ITA	76,80	77	1960	50-54	-85	85	91	100	105	-109	196	246,15	308,92	22	M
	KORTELAJNEN	Jorma	SWE	75,70	77	1960	50-54	-67	-67	-67	0	0	0	0	0,00	0,00	0	M
1.	DEEGENAARS	Dio	NED	83,95	85	1961	50-54	110	-117	-117	130	-136	136	246	294,79	366,43	28	M
2.	GUILLAUMET	Geoffroy	FRA	84,40	85	1959	50-54	100	-105	105	130	133	-136	238	284,45	361,54	25	M
3.	ZHOLUDEV	Nikolay	RUS	84,45	85	1959	50-54	105	110	113	-125	-125	125	238	284,37	361,43	23	M
4.	JEROME	Jean Yves	FRA	83,40	85	1960	50-54	72	-77	-77	93	96	98	170	204,39	256,51	22	M
	SHNYAKIN	Anatoliy	RUS	84,35	85	1961	50-54	100	-104	104	-130	-130	-130	0	0,00	0,00	0	M
1.	ERMAKOV	Sergei	RUS	92,25	94	1960	50-54	115	-120	122	140	-146	-146	262	300,51	377,14	28	M
2.	PATASI	Oskar	SVK	91,05	94	1960	50-54	100	104	108	130	135	140	248	286,08	359,04	25	M
3.	MÄNNISTÖ	Aki	FIN	93,05	94	1961	50-54	90	0	0	110	0	0	200	228,55	284,09	23	M
4.	PESU	Martti	FIN	93,95	94	1958	50-54	75	-80	-80	95	100	103	178	202,58	261,94	22	M
	RANK	Bernard	GER	92,85	94	1958	50-54	98	-102	102	-123	-123	-123	0	0,00	0,00	0	M
	DHESI	Gurdawar	GBR	93,65	94	1958	50-54	115	-120	-120	0	0	0	0	0,00	0,00	0	M
1.	STEC	Wieslaw	POL	104,85	105	1952	55-59	88	-91	91	115	118	-120	209	228,08	337,56	28	M
2.	MELTZER	David	USA	103,75	105	1952	55-59	80	-85	85	110	-115	-115	195	213,59	316,11	25	M
3.	KNYAZEV	Nikolay	RUS	103,15	105	1953	55-59	-90	-90	90	90	-107	-107	180	197,56	286,27	23	M

Data Handling by G&G Data Hagenes

Report Created: 11/5/2011 2:29 PM



**2011 IWF-WORLD MASTERS
WEIGHTLIFTING CHAMPIONSHIPS**
(27th Men's and 18th Women's Championships)
LIMASSOL, CYPRUS
29th October - 5th November 2011
Detailed Results / Résultats détaillés




IWF - WORLD MASTERS CHAMPIONSHIPS - 2011
Limassol, 29 October - 5 November

Rang	Nom	Prénom	Nation	Body Weight	Weight Class	Born	Age Group	Snatch			Clean & Jerk			Total	Sinclair Points	Malone Meltzer p.	Team Points	Sex
Rank	Name	First name																
1.	SHANIN	Nikoli	RUS	130,70	105+	1956	55-59	105	-115	-123	130	137	0	242	248,84	335,93	28	M
2.	POCHELIOUK	Anatoli	BLR	114,10	105+	1954	55-59	90	-95	-95	120	125	128	218	231,63	328,21	25	M
3.	BOROVIKOV	Andrei	RUS	114,80	105+	1954	55-59	85	90	-92	120	125	127	217	230,16	326,14	23	M
4.	LUDWIG	Johann	GER	114,80	105+	1956	55-59	90	-95	-95	122	-126	0	212	224,86	303,56	22	M
	HINRICHSEN	Jan	SWE	143,05	105+	1953	55-59	-90	-90	0	0	0	0	0	0,00	0,00	0	M
1.	SHARAV	Lhagva	MGL	53,20	56	1955	55-59	-60	60	-66	80	-87	87	147	237,19	328,27	28	M
2.	GOROVITS	Jakov	ISR	55,55	56	1952	55-59	62	65	67	77	80	0	147	229,20	339,21	25	M
3.	VÄLIMAA	Ari	FIN	55,60	56	1955	55-59	50	60	62	65	70	-78	132	205,66	284,64	23	M
1.	LAVROV	Anatoliy	BLR	61,15	62	1953	55-59	62	66	-70	80	84	86	152	220,62	319,67	28	M
2.	ADLER	Germanzvi	ISR	61,90	62	1953	55-59	56	59	61	76	-82	82	143	205,77	298,16	25	M
3.	CARIGNAN	Yves	CAN	61,15	62	1952	55-59	57	62	-64	80	-88	-88	142	206,10	305,03	23	M
4.	PEDROLA	Jean-marc	FRA	60,65	62	1956	55-59	52	-55	55	70	72	-75	127	185,42	250,31	22	M
1.	SEABER	Andrew	GBR	68,35	69	1956	55-59	85	90	92	100	105	108	200	269,28	363,53	28	M
2.	DIRSCH	Leopold	GER	66,10	69	1953	55-59	75	78	-81	95	98	-100	176	242,17	350,90	25	M
3.	ATTERIDGE	Patrick	GBR	67,85	69	1952	55-59	60	65	67	80	85	-90	152	205,62	304,31	23	M
1.	GLININ	Valsily	RUS	76,00	77	1955	55-59	88	92	95	110	-115	-117	205	258,97	358,42	28	M
2.	LUTTER	Milan	CZE	75,85	77	1956	55-59	-80	80	90	100	105	-110	195	246,62	332,93	25	M
3.	FÖRSTER	Klaus	GER	75,95	77	1955	55-59	83	-87	-88	100	105	108	191	241,38	334,07	23	M
4.	NAZIROV	Husanboy	UZB	75,90	77	1955	55-59	-65	65	67	75	80	83	150	189,63	262,45	22	M
1.	MINNIGALEEV	Mars	RUS	82,35	85	1956	55-59	90	96	107	110	-125	-125	217	262,57	354,47	28	M
2.	ROPPA	Giancarlo	ITA	84,10	85	1955	55-59	75	80	-83	95	100	-105	180	215,51	298,27	25	M
3.	RAST	Jörg	GER	83,80	85	1954	55-59	60	70	-75	90	-100	100	170	203,90	288,92	23	M

Data Handling by G&G Data Hagenes

Report Created: 11/5/2011 2:29 PM



**2011 IWF-WORLD MASTERS
WEIGHTLIFTING CHAMPIONSHIPS**
(27th Men's and 18th Women's Championships)
LIMASSOL, CYPRUS
29th October - 5th November 2011
Detailed Results / Résultats détaillés




IWF - WORLD MASTERS CHAMPIONSHIPS - 2011
Limassol, 29 October - 5 November

Rang Rank	Nom Prénom Name First name	Nation	Body Weight	Weight Class	Born	Age Group	Snatch			Clean &Jerk			Total	Sinclair Points	Malone Meltzer p.	Team Points	Sex
1.	CABAJ Zbigniew	POL	92,10	94	1955	55-59	85	-90	90	110	115	118	208	238,74	330,42	28	M
2.	KRETTY Marc	FRA	93,90	94	1956	55-59	80	86	90	108	112	117	207	235,64	318,11	25	M
3.	CASE John	CAN	90,65	94	1955	55-59	80	-85	-86	107	111	116	196	226,54	313,53	23	M
4.	THONERUD Johan	NOR	93,90	94	1953	55-59	85	-87	87	105	109	-113	196	223,12	323,30	22	M
5.	KLEINSCHMIDT Gerd	GER	93,70	94	1952	55-59	81	-84	-85	100	104	105	186	211,92	313,65	21	M
6.	SAVCHUK Yuriy	RUS	89,95	94	1953	55-59	75	-80	80	100	-104	105	185	214,57	310,91	20	M
	GALIATSATOS Nikolaos	GRE	87,60	94	1955	55-59	-86	-86	-87	0	0	0	0	0,00	0,00	0	M
	PECH Miloslav	CZE	88,75	94	1953	55-59	75	-80	-80	-100	-100	0	0	0,00	0,00	0	M
1.	KREBS Preben	DEN	103,75	105	1951	60-64	85	90	93	115	120	0	213	233,30	352,05	28	M
2.	SHIMOSAKA Yosiaki	JPN	103,80	105	1949	60-64	87	92	-95	113	-117	-122	205	224,50	350,45	25	M
3.	MAGDOLEN Anton	CZE	99,55	105	1947	60-64	-90	90	-95	-110	110	-115	200	222,41	357,63	23	M
4.	SAVOLDELLI Bruno	FRA	96,10	105	1951	60-64	65	-70	70	80	87	-92	157	177,02	267,13	22	M
1.	KALANTAEV Petr	RUS	115,75	105+	1949	60-64	87	92	-95	122	-125	-125	214	226,45	353,50	28	M
2.	EJSMONT Jozef	POL	111,45	105+	1947	60-64	89	-94	-94	110	118	123	212	226,82	364,73	25	M
3.	SIDOROK Evgeny	RUS	107,75	105+	1947	60-64	-91	-91	92	118	-121	-123	210	227,08	365,15	23	M
4.	TERESHKO Valeriy	RUS	125,55	105+	1950	60-64	-70	-70	70	-92	92	0	162	167,98	258,02	22	M
1.	LAGUNOV Jurij	UKR	55,45	56	1951	60-64	60	-63	-63	79	-82	82	142	221,71	334,56	28	M
2.	SHISHKIN Vladimir	RUS	55,90	56	1950	60-64	57	59	-61	72	75	-78	134	207,91	319,35	25	M
3.	SUZUKI Yukuhiro	JPN	54,20	56	1947	60-64	-60	60	-65	70	-73	73	133	211,42	339,96	23	M
4.	FUJIMOTO Susumu	JPN	54,85	56	1949	60-64	56	-61	-61	66	-74	-77	122	192,11	299,89	22	M
5.	ICHIKAWA Hidetoshi	JPN	55,70	56	1949	60-64	52	54	-56	65	-70	-72	119	185,15	289,02	21	M
1.	LOWE Frederick	USA	62,00	62	1947	60-64	73	76	79	90	95	-97	174	250,09	402,15	28	M
2.	SAKO Hiroshi	JPN	61,00	62	1951	60-64	65	70	-72	90	95	-101	165	239,91	362,02	25	M
3.	PROHL Karel	CZE	61,50	62	1947	60-64	65	68	70	88	-93	0	158	228,40	367,26	23	M
4.	BRODSKY Yiri	CZE	58,55	62	1950	60-64	48	-52	-52	64	-69	-69	112	167,78	257,71	22	M

Data Handling by G&G Data Hagenes

Report Created: 11/5/2011 2:29 PM



**2011 IWF-WORLD MASTERS
WEIGHTLIFTING CHAMPIONSHIPS**
(27th Men's and 18th Women's Championships)
LIMASSOL, CYPRUS
29th October - 5th November 2011
Detailed Results / Résultats détaillés




IWF - WORLD MASTERS CHAMPIONSHIPS - 2011
Limassol, 29 October - 5 November

Rang	Nom	Prénom	Nation	Body Weight	Weight Class	Born	Age Group	Snatch			Clean & Jerk			Total	Sinclair Points	Malone Meltzer p.	Team Points	Sex
Rank	Name	First name																
1.	GREINER	Jürgen	GER	68,90	69	1951	60-64	80	83	86	-100	103	106	192	257,20	388,12	28	M
2.	MORINO	Satoshi	JPN	68,20	69	1950	60-64	75	-80	-80	93	-98	98	173	233,26	358,28	25	M
3.	ANGLEBERG	Johann	AUT	67,30	69	1951	60-64	70	74	76	91	-96	96	172	233,90	352,95	23	M
4.	RAKHMATULLAEV	Yuriy	RUS	64,20	69	1950	60-64	70	-73	-73	95	-98	-103	165	231,51	355,60	22	M
5.	KANEKO	Koji	JPN	68,10	69	1947	60-64	-73	73	76	85	-92	-92	161	217,28	349,39	21	M
6.	TÖRMIKOSKI	Lasse	FIN	68,75	69	1949	60-64	67	-70	70	-80	82	86	156	209,26	326,66	20	M
7.	MAKARYEU	Yury	BLR	68,85	69	1950	60-64	65	-70	-71	80	-88	91	156	209,07	321,13	19	M
8.	KODAMA	Yoshihisa	JPN	67,45	69	1951	60-64	65	70	-75	-80	80	-85	150	203,69	307,36	18	M
9.	TASHIMA	Toshinobu	JPN	68,25	69	1947	60-64	60	-62	-62	70	-75	75	135	181,94	292,55	17	M
1.	KURNEV	Alehander	RUS	76,10	77	1947	60-64	80	83	-85	110	-117	-117	193	243,63	391,76	28	M
2.	MITSUISHI	Etsuo	JPN	76,85	77	1949	60-64	-83	-87	87	90	-95	95	182	228,49	356,67	25	M
3.	MOUROCHOV	Gennadi	RUS	76,55	77	1950	60-64	80	84	-87	96	-99	-99	180	226,47	347,86	23	M
4.	OKADA	Takashi	JPN	75,20	77	1948	60-64	72	77	80	92	-97	-102	172	218,60	346,26	22	M
5.	MAKOWSKI	Zbigniew	POL	72,80	77	1947	60-64	71	74	-76	-91	-91	91	165	213,70	343,63	21	M
6.	TOWNSEND	Lawrence	AUS	76,15	77	1951	60-64	62	66	67	86	90	-93	157	198,12	298,96	20	M
	NOSICKY	Jozef	CZE	74,95	77	1947	60-64	0	0	0	0	0	0	0	0,00	0,00	0	M
1.	FONTANALS	Valerio	ESA	83,90	85	1948	60-64	70	75	78	88	92	94	172	206,18	326,58	28	M
2.	SCHULZE	Lothar	GER	82,10	85	1950	60-64	70	74	-77	93	-98	-98	167	202,38	310,86	25	M
3.	VOGEL	Steve	USA	83,35	85	1951	60-64	66	70	-72	-90	90	93	163	196,03	295,81	23	M
4.	NIEMELÄ	Heikki	FIN	78,40	85	1947	60-64	65	-70	-70	90	-98	-98	155	192,47	309,49	22	M
5.	NEBOTOV	Mykola	UKR	84,20	85	1948	60-64	60	65	-67	79	82	-85	147	175,90	278,62	21	M
1.	LEOPOLD	Alfred	GER	92,90	94	1949	60-64	82	-86	-86	100	106	109	191	218,41	340,94	28	M
2.	ONITUSKA	Akira	JPN	92,90	94	1951	60-64	85	90	-93	100	-105	-105	190	217,27	327,86	25	M
3.	BELMAS	Jean-paul	FRA	93,60	94	1949	60-64	72	77	80	98	-106	-106	178	202,90	316,73	23	M
4.	JAKOBSSON	Stefan	SWE	93,25	94	1947	60-64	79	83	0	85	90	0	173	197,51	317,60	22	M
5.	NILSSON	Carl	SWE	91,20	94	1950	60-64	72	75	-77	90	94	-96	169	194,81	299,23	21	M
6.	LARSSON	Ulf Georg	SWE	87,95	94	1947	60-64	61	63	65	-81	81	-83	146	171,09	275,11	20	M
	BUDNYTSKY	Leonid	UKR	92,20	94	1947	60-64	80	-83	-83	-97	-97	-97	0	0,00	0,00	0	M

Data Handling by G&G Data Hagenes

Report Created: 11/5/2011 2:29 PM



**2011 IWF-WORLD MASTERS
WEIGHTLIFTING CHAMPIONSHIPS**
(27th Men's and 18th Women's Championships)
LIMASSOL, CYPRUS
29th October - 5th November 2011
Detailed Results / Résultats détaillés




IWF - WORLD MASTERS CHAMPIONSHIPS - 2011
Limassol, 29 October - 5 November

Rang Rank	Nom Name	Prénom First name	Nation	Body Weight	Weight Class	Born	Age Group	Snatch			Clean & Jerk			Total	Sinclair Points	Malone Meltzer p.	Team Points	Sex
1.	LIAN	Eskild	NOR	94,20	105	1945	65-69	70	75	-77	90	95	-98	170	193,26	322,94	28	M
1.	NYSTRØM	Jan	NOR	105,90	105+	1944	65-69	-86	86	90	100	105	-110	195	212,08	364,56	28	M
2.	SCHRÖDER	Manfred	GER	108,05	105+	1946	65-69	72	-75	0	95	-100	0	167	180,42	295,17	25	M
3.	TRAVIS	Paul	USA	107,60	105+	1946	65-69	77	0	0	-70	70	73	150	162,28	265,48	23	M
4.	SMITH	Steven	USA	123,25	105+	1946	65-69	52	-58	-58	78	-86	-86	130	135,37	221,47	22	M
1.	HELEBRANT	Jan	CZE	55,50	56	1946	65-69	51	54	-56	60	65	-70	119	185,67	303,75	28	M
2.	YUMAUCHI	Hiedo	JPN	55,65	56	1944	65-69	51	-55	-55	55	-65	-70	106	165,04	283,70	25	M
1.	KAWASAKI	Hidetoshi	JPN	61,55	62	1943	65-69	57	60	62	77	81	-86	143	206,59	368,15	28	M
2.	CHAU	Manuel	VEN	60,10	62	1946	65-69	55	-58	-58	75	-82	-82	130	191,05	312,56	25	M
3.	IKEDA	Isao	JPN	61,30	62	1942	65-69	-56	56	59	-71	71	-73	130	188,36	349,59	23	M
1.	BORKIEWICZ	Andrzej	POL	68,95	69	1946	65-69	60	65	67	70	-75	75	142	190,13	311,06	28	M
1.	JOHANSEN	Erling	DEN	76,05	77	1944	65-69	70	73	76	85	90	-97	166	209,63	360,35	28	M
2.	KUDLAY	Nikolay	RUS	75,35	77	1944	65-69	65	68	70	81	85	90	160	203,11	349,15	25	M
3.	TAKESHITA	Akhihido	JPN	72,25	77	1943	65-69	-70	70	-72	-80	80	-82	150	195,15	347,77	23	M
4.	WALTER	Richard	AUT	76,65	77	1944	65-69	61	65	-68	-78	80	-86	145	182,30	313,38	22	M
	KOWALEWSKI	Piotr	POL	76,05	77	1942	65-69	-70	-70	-70	0	0	0	0	0,00	0,00	0	M
1.	KULIKOVSKI	Pavel	BLR	84,25	85	1945	65-69	80	90	92	100	-109	109	201	240,44	401,78	28	M
2.	ARBATSKIY	Boris	RUS	81,75	85	1944	65-69	70	73	75	90	95	-100	170	206,47	354,92	25	M
3.	KOROLKOV	Mikhail	RUS	81,85	85	1942	65-69	-65	65	-68	80	-85	-85	145	176,00	326,65	23	M
4.	CARSTENSEN	Ole	DEN	83,95	85	1943	65-69	58	60	-62	-78	-78	78	138	165,37	294,69	22	M

Data Handling by G&G Data Hagenes

Report Created: 11/5/2011 2:29 PM




**2011 IWF-WORLD MASTERS
WEIGHTLIFTING CHAMPIONSHIPS**
(27th Men's and 18th Women's Championships)
LIMASSOL, CYPRUS
29th October - 5th November 2011
Detailed Results / Résultats détaillés



IWF - WORLD MASTERS CHAMPIONSHIPS - 2011
Limassol, 29 October - 5 November

Rang Rank	Nom Name	Prénom First name	Nation	Body Weight	Weight Class	Born	Age Group	Snatch			Clean & Jerk			Total	Sinclair Points	Malone Meltzer p.	Team Points	Sex
1.	MAGRIS	Graziano	ITA	85,15	94	1946	65-69	73	77	-79	96	101	103	180	214,20	350,43	28	M
2.	EVARISTO	Martinez	VEN	90,65	94	1945	65-69	75	78	79	96	99	101	180	208,05	347,65	25	M
3.	GRAF	Josef	GER	92,40	94	1946	65-69	68	-71	72	92	95	97	169	193,70	316,90	23	M
4.	KRUSHLINKIY	Valeriy	RUS	86,45	94	1942	65-69	72	-76	-76	-95	-95	96	168	198,47	368,35	22	M
5.	WAGNER	Alfred	GER	85,30	94	1944	65-69	65	-70	70	90	-99	-99	160	190,24	327,02	21	M
6.	HÜBSCHMANN	Ray	USA	91,55	94	1944	65-69	48	52	55	72	77	80	135	155,36	267,06	20	M
1.	CHUEV	Vladimir	RUS	94,70	105	1941	70-74	68	71	73	85	88	90	163	184,90	357,40	28	M
2.	WAGNER	Dieter	GER	94,10	105	1941	70-74	70	-75	-76	80	-88	91	161	183,11	353,95	25	M
1.	SAMER	Klaus	GER	115,30	105+	1941	70-74	65	68	-70	85	88	92	160	169,50	327,64	28	M
2.	FERGUSON	Jim	SCO	114,25	105+	1938	70-74	56	60	64	85	-89	-92	149	158,25	330,27	25	M
3.	SØMME	Kåre	NOR	109,75	105+	1938	70-74	46	-52	-52	56	-65	-65	102	109,65	228,84	23	M
1.	GEYMAN	Garri	RUS	55,75	56	1940	70-74	45	-48	-48	65	70	72	117	181,91	364,19	28	M
2.	OKSANEN	Matti	FIN	55,90	56	1940	70-74	38	40	42	50	55	-60	97	150,50	301,31	25	M
3.	NOWOTNY	Monroe	USA	55,60	56	1939	70-74	35	-40	-40	40	-45	45	80	124,64	255,90	23	M
1.	KULIKOV	Egor	RUS	59,80	62	1941	70-74	60	66	67	80	-85	85	152	224,19	433,37	28	M
2.	MOTOYAMA	Yasou	JPN	61,90	62	1941	70-74	58	63	66	76	78	-82	144	207,21	400,53	25	M
3.	HESS	Claus	GER	61,85	62	1939	70-74	48	50	-52	63	65	68	118	169,89	348,79	23	M
4.	WHITELEY	Brian	GBR	61,40	62	1940	70-74	42	44	-46	60	-63	63	107	154,85	310,02	22	M
5.	IWASAKI	Shuhei	JPN	61,15	62	1941	70-74	30	40	45	40	50	60	105	152,40	294,59	21	M
1.	STAREGA	Roman	POL	64,85	69	1941	70-74	65	68	-72	82	85	0	153	213,21	412,14	28	M
2.	KATSURAGAWA	Kozo	JPN	68,20	69	1938	70-74	63	67	-70	-82	-82	84	151	203,59	424,90	25	M
3.	FABER	Friedrich	GER	68,25	69	1940	70-74	59	62	64	73	76	80	144	194,06	388,52	23	M
4.	MANO	Tadashi	JPN	68,25	69	1941	70-74	-60	60	-63	-70	70	-73	130	175,20	338,66	22	M
5.	KOGA	Hiroshi	JPN	66,65	69	1937	70-74	-52	52	-57	60	65	-70	117	160,11	338,32	21	M



**2011 IWF-WORLD MASTERS
WEIGHTLIFTING CHAMPIONSHIPS**
(27th Men's and 18th Women's Championships)
LIMASSOL, CYPRUS
29th October - 5th November 2011
Detailed Results / Résultats détaillés




IWF - WORLD MASTERS CHAMPIONSHIPS - 2011
Limassol, 29 October - 5 November

Rang Rank	Nom Name	Prénom First name	Nation	Body Weight	Weight Class	Born	Age Group	Snatch			Clean & Jerk			Total	Sinclair Points	Malone Meltzer p.	Team Points	Sex
1.	MEDVEDEV	Yuriy	RUS	70,55	77	1938	70-74	62	-67	-70	80	88	-89	150	198,00	413,22	28	M
2.	LAZOU	Jozef	BEL	76,45	77	1941	70-74	-70	70	-75	80	-85	-85	150	188,87	365,08	25	M
3.	MAEKAWA	Masaki	JPN	70,40	77	1937	70-74	50	53	55	68	72	-75	127	167,86	354,68	23	M
4.	HART	Alex	GBR	75,15	77	1937	70-74	40	42	44	42	46	50	94	119,51	252,53	22	M
1.	GORISLOV	Anatoliy	RUS	83,65	85	1939	70-74	68	-72	72	80	85	90	162	194,48	399,26	28	M
2.	STEINER	Friedrich	AUT	83,30	85	1939	70-74	55	60	-65	80	85	-90	145	174,43	358,11	25	M
1.	NOVACEK	Frantisek	CZE	93,60	94	1940	70-74	-68	68	70	95	100	103	173	197,20	394,80	28	M
2.	RIEDL	Bernard	AUT	91,15	94	1941	70-74	70	-73	-73	92	-96	-96	162	186,79	361,06	25	M
3.	OMORI	Yasumasa	JPN	93,10	94	1940	70-74	55	60	-62	70	75	-80	135	154,23	308,78	23	M
4.	PARSONS	Francis	AUS	90,59	94	1941	70-74	45	48	-50	65	-71	72	120	138,74	268,18	22	M
1.	MITTMAN	Joacim Gunter	GER	103,60	105	1936	75-79	48	50	-51	55	57	59	109	119,45	255,86	28	M
2.	WALKER	Donald	GBR	98,85	105	1932	75-79	40	43	45	55	60	-64	105	117,08	292,70	25	M
1.	NIKIFOROW	Lev	RUS	149,35	105+	1936	75-79	61	66	-68	76	84	0	150	151,19	323,86	28	M
1.	KURITSIN	Victor	RUS	54,65	56	1935	75-79	35	38	40	45	50	55	95	150,03	327,66	28	M
1.	KAPLAN	Teddy	ISR	61,95	62	1935	75-79	45	48	50	65	70	-74	120	172,58	376,90	28	M
2.	KOTLIKOV	Rudolf	USA	57,60	62	1933	75-79	35	40	43	50	55	57	100	151,65	357,59	25	M
3.	TAMCHI	Yevgen	UKR	58,45	62	1935	75-79	35	38	-40	45	49	51	89	133,49	291,55	23	M
4.	BUSYGIN	Yuriy	RUS	56,10	62	1934	75-79	37	40	-43	46	-53	-53	86	133,07	299,53	22	M
5.	HAATANEN	Yrjö	FIN	58,00	62	1933	75-79	35	-38	0	45	50	-52	85	128,23	302,37	21	M
6.	MCNIVEN	John	SCO	59,35	62	1935	75-79	38	-40	-40	-46	-46	46	84	124,58	272,09	20	M
	CHERNOGOR	Evgeniy	RUS	61,30	62	1936	75-79	40	-47	47	-55	-55	-55	0	0,00	0,00	0	M

Data Handling by G&G Data Hagenes

Report Created: 11/5/2011 2:29 PM



**2011 IWF-WORLD MASTERS
WEIGHTLIFTING CHAMPIONSHIPS**
(27th Men's and 18th Women's Championships)
LIMASSOL, CYPRUS
29th October - 5th November 2011
Detailed Results / Résultats détaillés



IWF - WORLD MASTERS CHAMPIONSHIPS - 2011
Limassol, 29 October - 5 November

Rang	Nom	Prénom	Nation	Body Weight	Weight Class	Born	Age Group	Snatch			Clean & Jerk			Total	Sinclair Points	Malone Meltzer p.	Team Points	Sex
Rank	Name	First name																
1.	NG	Chow Sing	MAS	67,25	69	1935	75-79	53	-55	56	-68	68	-70	124	168,70	368,45	28	M
2.	ZHYHALKA	Eduard	BLR	65,80	69	1934	75-79	50	55	-57	65	-71	-71	120	165,61	372,79	25	M
3.	KILIMIK	Abram	GER	67,50	69	1936	75-79	46	-49	49	54	-58	-58	103	139,80	299,45	23	M
4.	SHIBASAKA	Soshichi	JPN	67,00	69	1934	75-79	38	40	-42	40	42	-45	82	111,83	251,73	22	M
	KAZADOY	Mikhail	RUS	68,55	69	1936	75-79	55	-58	58	-62	-62	0	0	0,00	0,00	0	M
1.	PERRON	Marcel	CAN	76,30	77	1933	75-79	61	-63	-63	80	-85	-91	141	177,73	419,09	28	M
2.	BOROKOWSKY	Jan	POL	76,95	77	1935	75-79	57	-60	-61	77	-80	-84	134	168,11	367,15	25	M
3.	BINKOWSKI	Feliks	POL	69,40	77	1936	75-79	48	51	53	58	62	-67	115	153,35	328,48	23	M
1.	LINKOWSKI	Marian	POL	78,50	85	1934	75-79	60	67	-71	83	-87	-87	150	186,13	418,98	28	M
2.	DEPPNER	Werner	GER	78,35	85	1935	75-79	53	55	57	67	70	73	130	161,48	352,67	25	M
3.	MARKIN	Mikhail	RUS	81,55	85	1936	75-79	50	55	57	67	68	-75	125	152,01	325,60	23	M
4.	BYNG	George	SCO	82,90	85	1936	75-79	50	53	55	-58	58	-61	113	136,27	291,89	22	M
5.	SKOGSTRÖM	Rolf	FIN	79,40	85	1935	75-79	35	-45	-45	45	50	55	90	110,99	242,41	21	M
1.	MASALIN	Valto Johannes	FIN	87,10	94	1934	75-79	45	50	53	65	70	-75	123	144,79	325,92	28	M
2.	ANER	Roger	FRA	93,15	94	1934	75-79	43	-45	-45	-52	52	54	97	110,80	249,40	25	M
1.	ROSENBERGER	Kurt	GER	94,15	105	1928	80-84	36	38	40	46	49	51	91	103,47	327,60	28	M
1.	MIZUMURA,	Harou	JPN	52,30	56	1931	80-84	26	-28	-28	30	33	-36	59	96,53	257,63	28	M
1.	ZUBOV	Vasiliy	RUS	62,35	69	1931	80-84	30	-35	-35	40	45	50	80	114,53	305,69	28	M
1.	GREENBLATT	Richard	USA	73,80	77	1929	80-84	-45	45	-47	55	60	62	107	137,47	414,89	28	M
1.	SCHULZ	Heinz	GER	83,70	85	1931	80-84	35	-38	38	45	-50	50	88	105,61	281,87	28	M
2.	BUCHANAN	Donald	CAN	78,20	85	1931	80-84	33	37	40	43	47	-50	87	108,18	288,73	25	M
1.	BAZIUCHENKO	Petro	UKR	87,32	94	1930	80-84	45	50	52	-65	65	-70	117	137,56	391,92	28	M

Data Handling by G&G Data Hagenes

Report Created: 11/5/2011 2:29 PM



**2011 IWF-WORLD MASTERS
WEIGHTLIFTING CHAMPIONSHIPS
(27th Men's and 18th Women's Championships)
LIMASSOL, CYPRUS
29th October - 5th November 2011**



IWF - WORLD MASTERS CHAMPIONSHIPS - 2011
Limassol, 29 October - 5 November

Rank	Lifter	Nationality	Body Weight	Weight Class	Born	Age Group	Snatch 1	Snatch 2	Snatch 3	Clean & Jerk 1	Clean & Jerk 2	Clean & Jerk 3	Total	Sinclair	Malone Meltzer	Team Points	Sex
1.	GAMONDES Cendrine	FRA	54,25	58	1976	35-39	52	55	60	61	65	70	125	172,56	184,99	28	F
2.	BERGER Veronika	GER	56,65	58	1973	35-39	50	50	53	60	60	63	113	151,02	168,08	25	F
3.	GARCIA Carmen	VEN	56,5	58	1973	35-39	45	50	52	57	60	65	110	147,29	163,94	23	F
1.	CONAN Claire	FRA	62,3	63	1972	35-39	55	60	62	75	80	84	142	177,79	200,02	28	F
1.	KOVTUN Lidiya	RUS	66,7	69	1975	35-39	70	70	73	90	96	97	167	200,55	218	28	F
2.	SCHNEIDER Tina	GER	65,4	69	1973	35-39	60	65	65	70	75	78	140	170,09	189,31	25	F
3.	VOGEL Sarka	USA	67,55	69	1976	35-39	41	45	48	57	62	65	107	127,57	136,75	23	F
1.	SAMUELSSON Susanna	FIN	73,25	75	1973	35-39	65	68	70	85	90	90	160	182,72	203,37	28	F
1.	ALBRANDT Olga	GER	91,7	75+	1974	35-39	55	60	62	72	77	80	142	148,54	163,4	28	F
1.	MABIT Sandrine	FRA	47,9	48	1969	40-44	45	49	52	55	60	63	115	175,96	203,76	28	F
1.	PERDOMO Esmeralda	VEN	52	53	1969	40-44	60	66	67	70	80	82	136	194,13	224,8	28	F
1.	MAGOMEDOVA Nina	RUS	53,4	58	1969	40-44	57	57	60	65	70	73	130	181,68	210,39	28	F
1.	DAMME Annett	GER	61,55	63	1967	40-44	55	57	59	70	73	76	133	167,84	198,55	28	F
2.	PALOSAAN Pirjo	FIN	62,55	63	1970	40-44	55	58	58	70	73	76	125	156,11	179,05	25	F
1.	LOHAN Elke	GER	68,3	69	1969	40-44	52	56	60	68	74	78	138	163,51	189,34	28	F
2.	FALCONER Storm	AUS	68,2	69	1969	40-44	46	48	48	60	65	65	111	131,62	152,42	25	F
3.	MEDINA Nelsis	VEN	65,7	69	1968	40-44	44	47	47	53	55	60	99	119,95	140,34	23	F
	ROY Celia	FRA	67,15	69	1968	40-44	51	51	51	0	0	0	0	0	0	0	F
1.	GRIMAL Anne-marie	FRA	74,15	75	1967	40-44	38	42	45	57	62	67	107	121,47	143,7	28	F
	HØYEN Ann Beatrice	NOR	72,4	75	1969	40-44	60	65	65	0	0	0	0	0	0	0	F
1.	TAKACS Erika	HUN	103,3	75+	1969	40-44	60	65	67	80	85	91	158	160,76	186,16	28	F
2.	THOMAS Shellen	CAN	88,2	75+	1970	40-44	52	56	59	67	72	78	134	141,85	162,7	25	F
3.	AKTYPI Anastasia	GRE	98,75	75+	1968	40-44	58	61	61	70	73	76	134	137,57	160,95	23	F
4.	LAURIDSEN Dorthe Salin	DEN	118,8	75+	1970	40-44	42	46	48	55	59	62	105	105,14	120,6	22	F
1.	POULIN Manon	CAN	46,85	48	1963	45-49	40	42	44	52	54	56	100	156,07	191,34	28	F
1.	MCMANUS Joanne	GBR	52,3	53	1966	45-49	45	48	48	62	65	67	110	156,29	186,77	28	F
2.	PATTISON Beverley	GBR	51,3	53	1962	45-49	40	43	45	60	63	66	106	152,98	188,78	25	F
3.	KAWASAKI Masako	JPN	52,3	53	1964	45-49	30	30	32	40	42	44	74	105,14	127,96	23	F
1.	CHRISTOFORIDI Maria	GRE	57,55	58	1964	45-49	52	55	57	68	72	75	129	170,45	207,43	28	F
2.	LOY Diana	AUS	57,85	58	1965	45-49	50	50	50	70	75	78	128	168,5	203,38	25	F
3.	IWANAGA Sayuri	JPN	56	58	1963	45-49	50	52	53	62	65	65	117	157,69	193,33	23	F
1.	GROTENHUIS Corinne	USA	59,2	63	1965	45-49	55	58	60	67	70	72	130	168,39	203,25	28	F
2.	ESCHEMANN Sabina	GER	62,9	63	1964	45-49	50	52	53	63	66	69	121	150,58	183,25	25	F
3.	FORBES Trisha	GBR	62,4	63	1962	45-49	31	33	35	42	45	0	75	93,81	115,76	23	F
1.	KÜTTLER Susanne	GER	66,45	69	1966	45-49	61	64	67	73	77	80	141	169,7	202,79	28	F
2.	ROBINSON Eilyn	USA	67,95	69	1965	45-49	43	48	52	63	68	72	124	147,34	177,84	25	F
1.	PERRONE Susana	ITA	74,5	75	1964	45-49	58	63	65	78	81	81	143	161,97	197,12	28	F
2.	OFFERMANN Denise	CYP	69,2	75	1965	45-49	50	53	56	63	65	68	121	142,33	171,8	25	F
3.	FAIRCHILD Alea	BEL	70,3	75	1964	45-49	40	43	45	55	60	63	105	122,47	149,04	23	F
4.	FABER Alexandra	NED	71,95	75	1965	45-49	36	38	38	48	48	50	86	99,1	119,62	22	F
1.	TAKACS Maria	HUN	91,2	75+	1966	45-49	72	75	77	90	93	95	170	178,12	212,85	28	F
2.	RAMSAY-OVERALL Laura D.	TRI	78,5	75+	1965	45-49	73	76	76	88	93	95	168	185,82	224,29	25	F
3.	BODARD Suzanne	FRA	81,05	75+	1964	45-49	48	50	52	58	60	62	112	122,25	148,77	23	F
1.	MACKEN Mary	AUS	47,5	48	1961	50-54	42	45	47	55	58	60	105	161,86	201,19	28	F
1.	SCHMIDBERGER Gudrun	GER	52,4	53	1961	50-54	47	49	51	47	50	52	99	140,44	174,57	28	F
2.	CHARLES Caroline	GBR	52,6	53	1958	50-54	40	40	41	45	48	50	88	124,46	160,93	25	F
1.	QUINELL Coral	AUS	55,05	58	1957	50-54	50	52	53	59	61	63	113	154,26	203,48	28	F
2.	PIPKE Monika	GER	53,1	58	1960	50-54	34	36	37	45	47	49	86	120,72	151,51	25	F
1.	TREBILLCOCK Diane	GBR	62,1	63	1959	50-54	45	48	50	55	59	63	113	141,78	180,2	28	F
2.	LACKUS Ulrike	GER	62,1	63	1958	50-54	38	43	46	48	51	53	96	120,45	155,74	25	F
1.	COX Sue	AUS	67,4	69	1961	50-54	41	43	43	50	53	56	96	114,6	142,45	28	F
1.	SAVCHUK Nataliya	RUS	89,9	75+	1960	50-54	37	40	42	51	54	57	94	98,91	124,13	28	F
2.	CAMERON Claire	SCO	93,85	75+	1958	50-54	37	38	39	49	51	51	90	93,54	120,95	25	F

1.	JÖRGENSEN Marga	DEN	48,85	53	1955	55-59	✓ 40	✗ 44	✗ 46	✓ 52	✗ 56	✓ 56	96	144,39	199,83	28	F
2.	DAVIS Julie	AUS	51,75	53	1952	55-59	✓ 26	✗ 27	✗ 27	✓ 36	✓ 37	✗ 38	63	90,28	133,61	25	F
1.	EMERTON Megan	AUS	59,75	63	1953	55-59	✓ 36	✗ 37	✓ 37	✓ 43	✓ 45	✓ 48	85	109,41	158,53	28	F
1.	MORRISON Grace	AUS	67,55	69	1954	55-59	✓ 42	✓ 45	✓ 48	✓ 58	✓ 62	✓ 65	113	134,72	190,9	28	F
1.	MISCAMBLE Leandra	AUS	69,25	75	1956	55-59	✓ 30	✓ 32	✓ 34	✓ 45	✓ 48	✗ 50	82	96,42	130,17	28	F
1.	DICKERSON Mercedes	USA	99,95	75+	1956	55-59	✓ 47	✓ 52	✓ 55	✓ 60	✓ 65	✓ 67	122	124,92	168,65	28	F
1.	LEICK Gwendolyn	GBR	52,85	53	1951	60-64	✗ 26	✓ 26	✓ 27	✓ 38	✗ 40	✓ 40	67	94,4	142,45	28	F
1.	HACKET Patricia	USA	61,95	63	1948	60-64	✗ 39	✗ 39	✓ 39	✓ 49	✗ 51	✓ 51	90	113,1	179,14	28	F
2.	SILVER Valerie	AUS	62,6	63	1949	60-64	✓ 30	✓ 33	✓ 35	✓ 43	✗ 45	✓ 47	82	102,35	159,77	25	F
1.	ROILIDOU-TSITSOULA Magda	GRE	68,3	69	1951	60-64	✓ 40	✓ 42	✗ 44	✓ 54	✓ 56	✓ 58	100	118,48	178,79	28	F
1.	QUINN Judy	CAN	71,1	75	1948	60-64	✓ 36	✗ 38	✗ 38	✓ 47	✗ 49	✗ 49	83	96,23	152,43	28	F
1.	CARTER Brownin	GBR	77,8	75+	1951	60-64	✓ 40	✓ 41	0	✓ 52	✓ 54	✓ 56	97	107,71	162,53	28	F
2.	BEKATOROU Evgenia	GRE	78,55	75+	1951	60-64	✓ 30	✗ 32	✗ 32	✓ 40	✓ 42	✓ 44	74	81,83	123,48	25	F
1.	MCSWAIN Dagmar	GER	56,6	58	1944	65-69	✓ 24	✓ 26	✗ 27	✓ 30	✓ 32	0	58	77,56	133,33	28	F
1.	JANES Elaine	AUS	61,85	63	1945	65-69	✓ 24	✓ 26	✗ 27	✓ 30	✓ 33	✗ 36	59	74,22	124,02	28	F
1.	KERR Janis	GBR	89,7	75+	1946	65-69	✓ 35	✓ 36	✓ 37	✓ 40	✓ 42	✗ 43	79	83,18	136,09	28	F
1.	MUNKRES Marylin	USA	87,9	75+	1941	70-74	✓ 28	✓ 30	✗ 32	✗ 38	✓ 38	✓ 40	70	74,18	143,4	28	F
1.	STRUVE Jan	GER	99,95	105	1976	35-39	✓ 115	✓ 120	✓ 125	✓ 152	✓ 157	✓ 163	288	319,78	342,8	28	M
2.	HOTIMCHENKO Pavel	RUS	101,95	105	1974	35-39	✓ 117	✓ 126	✓ 131	✓ 145	✓ 151	✗ 157	282	310,82	341,9	25	M
3.	WIKLUND Tobias	SWE	95,35	105	1973	35-39	✓ 115	✓ 120	✗ 123	✓ 147	✓ 152	✓ 156	276	312,19	347,47	23	M
4.	ABDUL Fatah El Jlaillati	LIB	98,7	105	1972	35-39	✓ 114	✗ 121	✓ 123	✓ 147	✗ 153	✓ 153	276	307,93	346,42	22	M
1.	SUSHCHAK Vladimir	RUS	134,4	105+	1972	35-39	✓ 153	✗ 163	✓ 173	✓ 184	✗ 204	✗ 204	357	365,19	410,84	28	M
2.	KRUSHLINSKIY Mikhail	RUS	113,25	105+	1975	35-39	✗ 130	✓ 130	✓ 135	✓ 160	✓ 165	✓ 168	300	319,44	347,23	25	M
3.	KARIMOV Aghakarim	AZE	111,95	105+	1973	35-39	✓ 125	✓ 130	✓ 135	✓ 150	✓ 160	✗ 168	295	315,2	350,81	23	M
4.	LACONCHA Darwyn	VEN	108,65	105+	1976	35-39	✗ 115	✗ 115	✓ 118	✓ 146	✗ 152	✗ 152	264	284,71	305,21	22	M
1.	RUSEV Nayden	CYP	56	56	1974	35-39	✓ 77	✓ 85	✓ 93	✓ 105	✗ 118	✗ 119	198	306,79	337,47	28	M
1.	GRATEROL Alexis	VEN	61,9	62	1976	35-39	✓ 101	✗ 102	✓ 102	✓ 120	✗ 130	✗ 130	222	319,45	342,45	28	M
2.	BENDER Stefan	GER	61,65	62	1976	35-39	✗ 101	✗ 101	✓ 101	✓ 112	✗ 118	✗ 118	213	307,37	329,5	25	M
1.	CRUSZKA Marcin	POL	67,3	69	1975	35-39	✓ 105	✓ 108	✓ 112	✓ 120	✓ 125	✗ 128	237	322,29	350,33	28	M
2.	HUMBATLI Aftandil	AZE	66,65	69	1975	35-39	✗ 95	✓ 95	✓ 100	✓ 120	✓ 125	✓ 127	227	310,64	337,67	25	M
3.	KUBOTA Hidetoshi	JPN	68,4	69	1974	35-39	✓ 98	✗ 101	✓ 101	✓ 118	✗ 121	✗ 121	219	294,73	324,2	23	M
4.	MISTO Oussama	LIB	68	69	1975	35-39	✓ 90	✗ 95	✓ 96	✓ 115	✗ 123	✗ 123	211	285,03	309,82	22	M
1.	ALAYWAN Khodor	LIB	76,3	77	1973	35-39	✓ 113	✗ 117	✓ 117	✓ 133	✓ 138	✓ 142	259	326,47	363,36	28	M
2.	MOUSKAFIDIS Alexandros	GRE	76,15	77	1974	35-39	✓ 113	✗ 117	✗ 117	✓ 133	✓ 138	✓ 142	255	321,78	353,96	25	M
3.	MOLNAR Gabor	HUN	75,2	77	1972	35-39	✗ 110	✓ 110	✓ 115	✗ 130	✓ 130	✓ 135	250	317,73	357,44	23	M
1.	HRECHKOSIY Serhiy	UKR	84,3	85	1974	35-39	✓ 105	✓ 110	✗ 115	✓ 140	✓ 142	✓ 150	260	310,93	342,02	28	M
2.	TARHA Marrouf	LIB	83,15	85	1975	35-39	✗ 110	✓ 110	✗ 115	✓ 128	✓ 134	✓ 141	251	302,23	328,52	25	M
3.	ALVES Michel	FRA	80,9	85	1976	35-39	✓ 100	✓ 105	✓ 107	✓ 130	✓ 135	✓ 138	245	299,18	320,72	23	M
4.	AMBS Tobias	GER	84,2	85	1976	35-39	✓ 102	✓ 106	✓ 108	✓ 122	✓ 130	✗ 133	238	284,78	305,29	22	M
1.	BADER Ryan	USA	92,75	94	1974	35-39	✗ 115	✓ 115	✓ 120	✓ 135	✓ 140	✓ 145	265	303,25	333,57	28	M
2.	ZAILKIN Nikolay	RUS	92,1	94	1975	35-39	✓ 110	✓ 115	✗ 120	✗ 140	✓ 142	✗ 150	257	294,98	320,65	25	M
3.	VERBITSKIY Oleh	UKR	88	94	1974	35-39	✓ 110	✓ 115	✓ 115	✓ 135	✗ 140	✓ 140	250	292,88	322,16	23	M
4.	DIEM Rudolf	AUT	93,5	94	1972	35-39	✗ 110	✓ 110	✓ 115	✓ 135	✓ 140	✗ 141	245	279,4	314,32	22	M
5.	SCHULZE Jan	GER	89,65	94	1973	35-39	✓ 103	✓ 108	✗ 110	✗ 127	✗ 127	✓ 127	235	272,97	303,82	21	M
6.	DEMAY William	FRA	91,3	94	1975	35-39	✓ 95	✓ 100	✗ 105	✓ 125	✗ 130	✗ 136	225	259,24	281,79	20	M
1.	MARTYNYUK Vasyi	UKR	103	105	1969	40-44	✓ 140	✓ 145	✗ 151	✓ 171	✓ 177	✓ 181	326	357,99	414,56	28	M
2.	HAL Mykhaylo	UKR	105	105	1971	40-44	✓ 135	✓ 140	✗ 145	✓ 175	✓ 181	✗ 182	315	343,59	390,32	25	M
3.	ROSENGART Oliver	GER	104,4	105	1971	40-44	✓ 120	✗ 130	✓ 130	✓ 140	✓ 150	0	280	306,02	347,64	23	M
4.	ANTONY Gilles	FRA	94,2	105	1967	40-44	✓ 98	✓ 102	✓ 105	✓ 130	✓ 134	✓ 139	244	277,39	328,15	22	M
5.	HEIB Alexander	GER	95,4	105	1971	40-44	✗ 103	✓ 103	✓ 108	✓ 125	✓ 131	✓ 136	244	275,94	313,46	21	M
6.	KARAMPETSOS Evangelos	GRE	104,1	105	1967	40-44	✓ 95	✗ 105	✗ 105	✓ 126	✓ 131	✗ 135	226	247,25	292,5	20	M
1.	ROVATTI Andrea	ITA	116,6	105+	1969	40-44	✓ 146	✓ 151	✓ 157	✓ 177	✗ 186	✓ 186	343	362,23	419,46	28	M
2.	TOMCHENKO Igor	UKR	122,4	105+	1970	40-44	✓ 140	✗ 150	✗ 151	✓ 170	✓ 175	✓ 182	322	335,85	385,22	25	M
3.	VASILYUK Igor	RUS	118,6	105+	1969	40-44	✓ 130	✗ 135	0	✗ 155	✗ 155	✓ 155	285	299,62	346,96	23	M
4.	COCO Ruggiero	ITA	119,25	105+	1970	40-44	✓ 100	✓ 105	✓ 110	✓ 135	✓ 140	✗ 145	245	257,2	295,01	22	M
	NIKITIN Aleksey	RUS	110,3	105+	1967	40-44	✗ 125	✓ 125	✓ 131	✓ 155	✓ 155	✗ 160	0	0	0	0	M
1.	FARFAN Josue	VEN	55,65	56	1968	40-44	✓ 99	✗ 102	✓ 102	✓ 106	✗ 121	✗ 121	208	323,85	378,9	28	M
1.	SAKUDA Yoshihiro	JPN	61,5	62	1970	40-44	✓ 80	✗ 83	✓ 83	✓ 100	✓ 105	✗ 108	188	271,76	311,71	28	M
2.	BECK Mark	GBR	61,5	62	1970	40-44	✓ 78	✓ 82	✗ 85	✓ 99	✓ 104	✗ 108	186	268,87	308,4	25	M
1.	ERSHOV Vyacheslav	RUS	68,9	69	1968	40-44	✗ 80	✓ 80	✓ 85	✓ 100	✗ 105	✓ 105	190	254,52	297,79	28	M
2.	PRIES Michael	GER	67,9	69	1969	40-44	✓ 80	✗ 84	✗ 84	✓ 100	✗ 104	✓ 104	184	248,79	288,1	25	M
3.	ZÄHLE Frank	GER	67,1	69	1971	40-44	✓ 77	✗ 83	✓ 83	✓ 95	✓ 100	✗ 103	183	249,34	283,24	23	M

1.	ZYCKOWSKI Ryszard	POL	76,65	77	1957	50-54	97	102	106	121	125	0	227	285,4	376,44	28	M
2.	WORM Holger	GER	76,3	77	1961	50-54	100	105	105	123	127	128	223	281,09	349,39	25	M
3.	KOJIMA Eiji	JPN	75,2	77	1959	50-54	92	97	102	115	120	122	212	269,43	342,45	23	M
4.	PODDA Giovanni	ITA	76,8	77	1960	50-54	85	85	91	100	105	109	196	246,15	308,92	22	M
	KORTELAINE Jorma	SWE	75,7	77	1960	50-54	67	67	67	0	0	0	0	0	0	0	M
1.	DEEGENAARS Dio	NED	83,95	85	1961	50-54	110	117	117	130	136	136	246	294,79	366,43	28	M
2.	GUILLAUMET Geoffroy	FRA	84,4	85	1959	50-54	100	105	105	130	133	136	238	284,45	361,54	25	M
3.	ZHOLUDEV Nikolay	RUS	84,45	85	1959	50-54	105	110	113	125	125	125	238	284,37	361,43	23	M
4.	JEROME Jean Yves	FRA	83,4	85	1960	50-54	72	77	77	93	96	98	170	204,39	256,51	22	M
	SHNYAKIN Anatoliy	RUS	84,35	85	1961	50-54	100	104	104	130	130	130	0	0	0	0	M
1.	ERMAKOV Sergei	RUS	92,25	94	1960	50-54	115	120	122	140	146	146	262	300,51	377,14	28	M
2.	PATASI Oskar	SVK	91,05	94	1960	50-54	100	104	108	130	135	140	248	286,08	359,04	25	M
3.	MÄNNISTÖ Aki	FIN	93,05	94	1961	50-54	90	0	0	110	0	0	200	228,55	284,09	23	M
4.	PESU Martti	FIN	93,95	94	1958	50-54	75	80	80	95	100	103	178	202,58	261,94	22	M
	RANK Bernard	GER	92,85	94	1958	50-54	98	102	102	123	123	123	0	0	0	0	M
	DHESI Gurdawar	GBR	93,65	94	1958	50-54	115	120	120	0	0	0	0	0	0	0	M
1.	STEC Wieslaw	POL	104,85	105	1952	55-59	88	91	91	115	118	120	209	228,08	337,56	28	M
2.	MELTZER David	USA	103,75	105	1952	55-59	80	85	85	110	115	115	195	213,59	316,11	25	M
3.	KNYZEV Nikolay	RUS	103,15	105	1953	55-59	90	90	90	90	107	107	180	197,56	286,27	23	M
1.	SHANIN Nikoli	RUS	130,7	105+	1956	55-59	105	115	123	130	137	0	242	248,84	335,93	28	M
2.	POCHELIOUK Anatoli	BLR	114,1	105+	1954	55-59	90	95	95	120	125	128	218	231,63	328,21	25	M
3.	BOROVIKOV Andrei	RUS	114,8	105+	1954	55-59	85	90	92	120	125	127	217	230,16	326,14	23	M
4.	LUDWIG Johann	GER	114,8	105+	1956	55-59	90	95	95	122	126	0	212	224,86	303,56	22	M
	HINRICHSEN Jan	SWE	143,05	105+	1953	55-59	90	90	0	0	0	0	0	0	0	0	M
1.	SHARAV Lhagva	MGL	53,2	56	1955	55-59	60	60	66	80	87	87	147	237,19	328,27	28	M
2.	GOROVITS Jakov	ISR	55,55	56	1952	55-59	62	65	67	77	80	0	147	229,2	339,21	25	M
3.	VÄLIMAA Ari	FIN	55,6	56	1955	55-59	50	60	62	65	70	78	132	205,66	284,64	23	M
1.	LAVROV Anatoliy	BLR	61,15	62	1953	55-59	62	66	70	80	84	86	152	220,62	319,67	28	M
2.	ADLER Germanzvi	ISR	61,9	62	1953	55-59	56	59	61	76	82	82	143	205,77	298,16	25	M
3.	CARIGNAN Yves	CAN	61,15	62	1952	55-59	57	62	64	80	88	88	142	206,1	305,03	23	M
4.	PEDROLA Jean-marc	FRA	60,65	62	1956	55-59	52	55	55	70	72	75	127	185,42	250,31	22	M
1.	SEABER Andrew	GBR	68,35	69	1956	55-59	85	90	92	100	105	108	200	269,28	363,53	28	M
2.	DIRSCH Leopold	GER	66,1	69	1953	55-59	75	78	81	95	98	100	176	242,17	350,9	25	M
3.	ATTERIDGE Patrick	GBR	67,85	69	1952	55-59	60	65	67	80	85	90	152	205,62	304,31	23	M
1.	GLININ Valsily	RUS	76	77	1955	55-59	88	92	95	110	115	117	205	258,97	358,42	28	M
2.	LUTTER Milan	CZE	75,85	77	1956	55-59	80	80	90	100	105	110	195	246,62	332,93	25	M
3.	FÖRSTER Klaus	GER	75,95	77	1955	55-59	83	87	88	100	105	108	191	241,38	334,07	23	M
4.	NAZIROV Husanboy	UZB	75,9	77	1955	55-59	65	65	67	75	80	83	150	189,63	262,45	22	M
1.	MINNIGALEEV Mars	RUS	82,35	85	1956	55-59	90	96	107	110	125	125	217	262,57	354,47	28	M
2.	ROPPA Giancarlo	ITA	84,1	85	1955	55-59	75	80	83	95	100	105	180	215,51	298,27	25	M
3.	RAST Jörg	GER	83,8	85	1954	55-59	60	70	75	90	100	100	170	203,9	288,92	23	M
1.	CABAJ Zbigniew	POL	92,1	94	1955	55-59	85	90	90	110	115	118	208	238,74	330,42	28	M
2.	KRETTLY Marc	FRA	93,9	94	1956	55-59	80	86	90	108	112	117	207	235,64	318,11	25	M
3.	CASE John	CAN	90,65	94	1955	55-59	80	85	86	107	111	116	196	226,54	313,53	23	M
4.	THONERUD Johan	NOR	93,9	94	1953	55-59	85	87	87	105	109	113	196	223,12	323,3	22	M
5.	KLEINSCHMIDT Gerd	GER	93,7	94	1952	55-59	81	84	85	100	104	105	186	211,92	313,65	21	M
6.	SAVCHUK Yuriy	RUS	89,95	94	1953	55-59	75	80	80	100	104	105	185	214,57	310,91	20	M
	GALIATSATOS Nikolaos	GRE	87,6	94	1955	55-59	86	86	87	0	0	0	0	0	0	0	M
	PECH Miloslav	CZE	88,75	94	1953	55-59	75	80	80	100	100	0	0	0	0	0	M
1.	KREBS Preben	DEN	103,75	105	1951	60-64	85	90	93	115	120	0	213	233,3	352,05	28	M
2.	SHIMOSAKA Yosiaki	JPN	103,8	105	1949	60-64	87	92	95	113	117	122	205	224,5	350,45	25	M
3.	MAGDOLEN Anton	CZE	99,55	105	1947	60-64	90	90	95	110	110	115	200	222,41	357,63	23	M
4.	SAVOLDELLI Bruno	FRA	96,1	105	1951	60-64	65	70	70	80	87	92	157	177,02	267,13	22	M
1.	KALANTAEV Petr	RUS	115,75	105+	1949	60-64	87	92	95	122	125	125	214	226,45	353,5	28	M
2.	EJSMONT Jozef	POL	111,45	105+	1947	60-64	89	94	94	110	118	123	212	226,82	364,73	25	M
3.	SIDOROK Evgeny	RUS	107,75	105+	1947	60-64	91	91	92	118	121	123	210	227,08	365,15	23	M
4.	TERESHKO Valeriy	RUS	125,55	105+	1950	60-64	70	70	70	92	92	0	162	167,98	258,02	22	M
1.	LAGUNOV Jurij	UKR	55,45	56	1951	60-64	60	63	63	79	82	82	142	221,71	334,56	28	M
2.	SHISHKIN Vladimir	RUS	55,9	56	1950	60-64	57	59	61	72	75	78	134	207,91	319,35	25	M
3.	SUZUKI Yukuhiro	JPN	54,2	56	1947	60-64	60	60	65	70	73	73	133	211,42	339,96	23	M
4.	FUJIMOTO Susumu	JPN	54,85	56	1949	60-64	56	61	61	66	74	77	122	192,11	299,89	22	M
5.	ICHIKAWA Hidetoshi	JPN	55,7	56	1949	60-64	52	54	56	65	70	72	119	185,15	289,02	21	M
1.	LOWE Frederick	USA	62	62	1947	60-64	73	76	79	90	95	97	174	250,09	402,15	28	M
2.	SAKO Hiroshi	JPN	61	62	1951	60-64	65	70	72	90	95	101	165	239,91	362,02	25	M
3.	PROHL Karel	CZE	61,5	62	1947	60-64	65	68	70	88	93	0	158	228,4	367,26	23	M
4.	BRODSKY Yiri	CZE	58,55	62	1950	60-64	48	52	52	64	69	69	112	167,78	257,71	22	M

1.	GREINER Jürgen	GER	68,9	69	1951	60-64	80	83	86	100	103	106	192	257,2	388,12	28	M
2.	MORINO Satoshi	JPN	68,2	69	1950	60-64	75	80	80	93	98	98	173	233,26	358,28	25	M
3.	ANGLEBERG Johann	AUT	67,3	69	1951	60-64	70	74	76	91	96	96	172	233,9	352,95	23	M
4.	RAKHMATULLAEV Yuriy	RUS	64,2	69	1950	60-64	70	73	73	95	98	103	165	231,51	355,6	22	M
5.	KANEKO Koji	JPN	68,1	69	1947	60-64	73	73	76	85	92	92	161	217,28	349,39	21	M
6.	TÖRMİKOSKI Lasse	FIN	68,75	69	1949	60-64	67	70	70	80	82	86	156	209,26	326,66	20	M
7.	MAKARYEU Yury	BLR	68,85	69	1950	60-64	65	70	71	80	88	91	156	209,07	321,13	19	M
8.	KODAMA Yoshihisa	JPN	67,45	69	1951	60-64	65	70	75	80	80	85	150	203,69	307,36	18	M
9.	TASHIMA Toshinobu	JPN	68,25	69	1947	60-64	60	62	62	70	75	75	135	181,94	292,55	17	M
1.	KURNEV Alehander	RUS	76,1	77	1947	60-64	80	83	85	110	117	117	193	243,63	391,76	28	M
2.	MITSUISHI Etsuo	JPN	76,85	77	1949	60-64	83	87	87	90	95	95	182	228,49	356,67	25	M
3.	MOUROCHOV Gennadi	RUS	76,55	77	1950	60-64	80	84	87	96	99	99	180	226,47	347,86	23	M
4.	OKADA Takashi	JPN	75,2	77	1948	60-64	72	77	80	92	97	102	172	218,6	346,26	22	M
5.	MAKOWSKI Zbigniew	POL	72,8	77	1947	60-64	71	74	76	91	91	91	165	213,7	343,63	21	M
6.	TOWNSEND Lawrence	AUS	76,15	77	1951	60-64	62	66	67	86	90	93	157	198,12	298,96	20	M
	NOSICKY Jozef	CZE	74,95	77	1947	60-64	0	0	0	0	0	0	0	0	0	0	M
1.	FONTANALS Valerio	ESA	83,9	85	1948	60-64	70	75	78	88	92	94	172	206,18	326,58	28	M
2.	SCHULZE Lothar	GER	82,1	85	1950	60-64	70	74	77	93	98	98	167	202,38	310,86	25	M
3.	VOGEL Steve	USA	83,35	85	1951	60-64	66	70	72	90	90	93	163	196,03	295,81	23	M
4.	NIEMELÄ Heikki	FIN	78,4	85	1947	60-64	65	70	70	90	98	98	155	192,47	309,49	22	M
5.	NEBOTOV Mykola	UKR	84,2	85	1948	60-64	60	65	67	79	82	85	147	175,9	278,62	21	M
1.	LEOPOLD Alfred	GER	92,9	94	1949	60-64	82	86	86	100	106	109	191	218,41	340,94	28	M
2.	ONITUSKA Akira	JPN	92,9	94	1951	60-64	85	90	93	100	105	105	190	217,27	327,86	25	M
3.	BELMAS Jean-paul	FRA	93,6	94	1949	60-64	72	77	80	98	106	106	178	202,9	316,73	23	M
4.	JAKOBSSON Stefan	SWE	93,25	94	1947	60-64	79	83	0	85	90	0	173	197,51	317,6	22	M
5.	NILSSON Carl	SWE	91,2	94	1950	60-64	72	75	77	90	94	96	169	194,81	299,23	21	M
6.	LARSSON Ulf Georg	SWE	87,95	94	1947	60-64	61	63	65	81	81	83	146	171,09	275,11	20	M
	BUDNYTSKY Leonid	UKR	92,2	94	1947	60-64	80	83	83	97	97	97	0	0	0	0	M
1.	LIAN Eskild	NOR	94,2	105	1945	65-69	70	75	77	90	95	98	170	193,26	322,94	28	M
1.	NYSTRØM Jan	NOR	105,9	105+	1944	65-69	86	86	90	100	105	110	195	212,08	364,56	28	M
2.	SCHRÖDER Manfred	GER	108,05	105+	1946	65-69	72	75	0	95	100	0	167	180,42	295,17	25	M
3.	TRAVIS Paul	USA	107,6	105+	1946	65-69	77	0	0	70	70	73	150	162,28	265,48	23	M
4.	SMITH Steven	USA	123,25	105+	1946	65-69	52	58	58	78	86	86	130	135,37	221,47	22	M
1.	HELEBRANT Jan	CZE	55,5	56	1946	65-69	51	54	56	60	65	70	119	185,67	303,75	28	M
2.	YUMAUCHI Hideo	JPN	55,65	56	1944	65-69	51	55	55	55	65	70	106	165,04	283,7	25	M
1.	KAWASAKI Hidetoshi	JPN	61,55	62	1943	65-69	57	60	62	77	81	86	143	206,59	368,15	28	M
2.	CHAU Manuel	VEN	60,1	62	1946	65-69	55	58	58	75	82	82	130	191,05	312,56	25	M
3.	IKEDA Isao	JPN	61,3	62	1942	65-69	56	56	59	71	71	73	130	188,36	349,59	23	M
1.	BORKIEWICZ Andrzej	POL	68,95	69	1946	65-69	60	65	67	70	75	75	142	190,13	311,06	28	M
1.	JOHANSEN Erling	DEN	76,05	77	1944	65-69	70	73	76	85	90	97	166	209,63	360,35	28	M
2.	KUDLAY Nikolay	RUS	75,35	77	1944	65-69	65	68	70	81	85	90	160	203,11	349,15	25	M
3.	TAKESHITA Akhideo	JPN	72,25	77	1943	65-69	70	70	72	80	80	82	150	195,15	347,77	23	M
4.	WALTER Richard	AUT	76,65	77	1944	65-69	61	65	68	78	80	86	145	182,3	313,38	22	M
	KOWALEWSKI Piotr	POL	76,05	77	1942	65-69	70	70	70	0	0	0	0	0	0	0	M
1.	KULIKOVSKI Pavel	BLR	84,25	85	1945	65-69	80	90	92	100	109	109	201	240,44	401,78	28	M
2.	ARBATSKIY Boris	RUS	81,75	85	1944	65-69	70	73	75	90	95	100	170	206,47	354,92	25	M
3.	KOROLKOV Mikhail	RUS	81,85	85	1942	65-69	65	65	68	80	85	85	145	176	326,65	23	M
4.	CARSTENSEN Ole	DEN	83,95	85	1943	65-69	58	60	62	78	78	78	138	165,37	294,69	22	M
1.	MAGRIS Graziano	ITA	85,15	94	1946	65-69	73	77	79	96	101	103	180	214,2	350,43	28	M
2.	EVARISTO Martinez	VEN	90,65	94	1945	65-69	75	78	79	96	99	101	180	208,05	347,65	25	M
3.	GRAF Josef	GER	92,4	94	1946	65-69	68	71	72	92	95	97	169	193,7	316,9	23	M
4.	KRUSHLINKIY Valeriy	RUS	86,45	94	1942	65-69	72	76	76	95	95	96	168	198,47	368,35	22	M
5.	WAGNER Alfred	GER	85,3	94	1944	65-69	65	70	70	90	99	99	160	190,24	327,02	21	M
6.	HÜBSCHMANN Ray	USA	91,55	94	1944	65-69	48	52	55	72	77	80	135	155,36	267,06	20	M
1.	CHUEV Vladimir	RUS	94,7	105	1941	70-74	68	71	73	85	88	90	163	184,9	357,4	28	M
2.	WAGNER Dieter	GER	94,1	105	1941	70-74	70	75	76	80	88	91	161	183,11	353,95	25	M
1.	SAMER Klaus	GER	115,3	105+	1941	70-74	65	68	70	85	88	92	160	169,5	327,64	28	M
2.	FERGUSON Jim	SCO	114,25	105+	1938	70-74	56	60	64	85	89	92	149	158,25	330,27	25	M
3.	SØMME Kåre	NOR	109,75	105+	1938	70-74	46	52	52	56	65	65	102	109,65	228,84	23	M
1.	GEYMAN Garri	RUS	55,75	56	1940	70-74	45	48	48	65	70	72	117	181,91	364,19	28	M
2.	OKSANEN Matti	FIN	55,9	56	1940	70-74	38	40	42	50	55	60	97	150,5	301,31	25	M
3.	NOWOTNY Monroe	USA	55,6	56	1939	70-74	35	40	40	40	45	45	80	124,64	255,9	23	M
1.	KULIKOV Egor	RUS	59,8	62	1941	70-74	60	66	67	80	85	85	152	224,19	433,37	28	M
2.	MOTOYAMA Yasou	JPN	61,9	62	1941	70-74	58	63	66	76	78	82	144	207,21	400,53	25	M
3.	HESS Claus	GER	61,85	62	1939	70-74	48	50	52	63	65	68	118	169,89	348,79	23	M
4.	WHITELEY Brian	GBR	61,4	62	1940	70-74	42	44	46	60	63	63	107	154,85	310,02	22	M
5.	IWASAKI Shuhei	JPN	61,15	62	1941	70-74	30	40	45	40	50	60	105	152,4	294,59	21	M
1.	STAREGA Roman	POL	64,85	69	1941	70-74	65	68	72	82	85	0	153	213,21	412,14	28	M
2.	KATSURAGAWA Koza	JPN	68,2	69	1938	70-74	63	67	70	82	82	84	151	203,59	424,9	25	M
3.	FABER Friedrich	GER	68,25	69	1940	70-74	59	62	64	73	76	80	144	194,06	388,52	23	M
4.	MANO Tadashi	JPN	68,25	69	1941	70-74	60	60	63	70	70	73	130	175,2	338,66	22	M
5.	KOGA Hiroshi	JPN	66,65	69	1937	70-74	52	52	57	60	65	70	117	160,11	338,32	21	M
1.	MEDVEDEV Yuriy	RUS	70,55	77	1938	70-74	62	67	70	80	88	89	150	198	413,22	28	M

2.	LAZOU Jozef	BEL	76,45	77	1941	70-74	70	70	75	80	85	85	150	188,87	365,08	25	M
3.	MAEKAWA Masaki	JPN	70,4	77	1937	70-74	50	53	55	68	72	75	127	167,86	354,68	23	M
4.	HART Alex	GBR	75,15	77	1937	70-74	40	42	44	42	46	50	94	119,51	252,53	22	M
1.	GORISLOV Anatoliy	RUS	83,65	85	1939	70-74	68	72	72	80	85	90	162	194,48	399,26	28	M
2.	STEINER Friedrich	AUT	83,3	85	1939	70-74	55	60	65	80	85	90	145	174,43	358,11	25	M
1.	NOVACEK Frantisek	CZE	93,6	94	1940	70-74	68	68	70	95	100	103	173	197,2	394,8	28	M
2.	RIEDL Bernard	AUT	91,15	94	1941	70-74	70	73	73	92	96	96	162	186,79	361,06	25	M
3.	OMORI Yasumasa	JPN	93,1	94	1940	70-74	55	60	62	70	75	80	135	154,23	308,78	23	M
4.	PARSONS Francis	AUS	90,59	94	1941	70-74	45	48	50	65	71	72	120	138,74	268,18	22	M
1.	MITTMAN Joacim Gunter	GER	103,6	105	1936	75-79	48	50	51	55	57	59	109	119,45	255,86	28	M
2.	WALKER Donald	GBR	98,85	105	1932	75-79	40	43	45	55	60	64	105	117,08	292,7	25	M
1.	NIKIFOROW Lev	RUS	149,35	105+	1936	75-79	61	66	68	76	84	0	150	151,19	323,86	28	M
1.	KURITSIN Victor	RUS	54,65	56	1935	75-79	35	38	40	45	50	55	95	150,03	327,66	28	M
1.	KAPLAN Teddy	ISR	61,95	62	1935	75-79	45	48	50	65	70	74	120	172,58	376,9	28	M
2.	KOTLIKOV Rudolf	USA	57,6	62	1933	75-79	35	40	43	50	55	57	100	151,65	357,59	25	M
3.	TAMCHI Yevgen	UKR	58,45	62	1935	75-79	35	38	40	45	49	51	89	133,49	291,55	23	M
4.	BUSYGIN Yuriy	RUS	56,1	62	1934	75-79	37	40	43	46	53	53	86	133,07	299,53	22	M
5.	HAATANEN Yrjö	FIN	58	62	1933	75-79	35	38	0	45	50	52	85	128,23	302,37	21	M
6.	MCNIVEN John	SCO	59,35	62	1935	75-79	38	40	40	46	46	46	84	124,58	272,09	20	M
	CHERNOGOR Evgeniy	RUS	61,3	62	1936	75-79	40	47	47	55	55	55	0	0	0	0	M
1.	NG Chow Sing	MAS	67,25	69	1935	75-79	53	55	56	68	68	70	124	168,7	368,45	28	M
2.	ZHYHALKA Eduard	BLR	65,8	69	1934	75-79	50	55	57	65	71	71	120	165,61	372,79	25	M
3.	KILIMIK Abram	GER	67,5	69	1936	75-79	46	49	49	54	58	58	103	139,8	299,45	23	M
4.	KHIBASAKA Soshiichi	JPN	67	69	1934	75-79	38	40	42	40	42	45	82	111,83	251,73	22	M
	KAZADOY Mikhail	RUS	68,55	69	1936	75-79	55	58	58	62	62	0	0	0	0	0	M
1.	PERRON Marcel	CAN	76,3	77	1933	75-79	61	63	63	80	85	91	141	177,73	419,09	28	M
2.	BOROKOWSKY Jan	POL	76,95	77	1935	75-79	57	60	61	77	80	84	134	168,11	367,15	25	M
3.	BINKOWSKI Feliks	POL	69,4	77	1936	75-79	48	51	53	58	62	67	115	153,35	328,48	23	M
1.	LINKOWSKI Marian	POL	78,5	85	1934	75-79	60	67	71	83	87	87	150	186,13	418,98	28	M
2.	DEPPNER Werner	GER	78,35	85	1935	75-79	53	55	57	67	70	73	130	161,48	352,67	25	M
3.	MARKIN Mikhail	RUS	81,55	85	1936	75-79	50	55	57	67	68	75	125	152,01	325,6	23	M
4.	BYNG George	SCO	82,9	85	1936	75-79	50	53	55	58	58	61	113	136,27	291,89	22	M
5.	SKOGSTRÖM Rolf	FIN	79,4	85	1935	75-79	35	45	45	45	50	55	90	110,99	242,41	21	M
1.	MASALIN Valto Johannes	FIN	87,1	94	1934	75-79	45	50	53	65	70	75	123	144,79	325,92	28	M
2.	ANER Roger	FRA	93,15	94	1934	75-79	43	45	45	52	52	54	97	110,8	249,4	25	M
1.	ROSENBERGER Kurt	GER	94,15	105	1928	80-84	36	38	40	46	49	51	91	103,47	327,6	28	M
1.	MIZUMURA, Harou	JPN	52,3	56	1931	80-84	26	28	28	30	33	36	59	96,53	257,63	28	M
1.	ZUBOV Vasily	RUS	62,35	69	1931	80-84	30	35	35	40	45	50	80	114,53	305,69	28	M
1.	GREENBLATT Richard	USA	73,8	77	1929	80-84	45	45	47	55	60	62	107	137,47	414,89	28	M
1.	SCHULZ Heinz	GER	83,7	85	1931	80-84	35	38	38	45	50	50	88	105,61	281,87	28	M
2.	BUCHANAN Donald	CAN	78,2	85	1931	80-84	33	37	40	43	47	50	87	108,18	288,73	25	M
1.	BAZIUCHENKO Petro	UKR	87,32	94	1930	80-84	45	50	52	65	65	70	117	137,56	391,92	28	M


**2011 IWF-Masters World Championships
Best Lifter**

Women's Grand Master - Esmeralda PERDOMO

Ses	Name	Nation	Weight Class	Body Weight	Age Group	Age	Best Snatch	Best Jerk	Total	S-M-M Total
4	Marilyn MUNKRES	USA	+75	87,90	W70	70	30	40	70	143,3960
4	Janis KERR	GBR	+75	89,70	W65	65	37	42	79	136,0899
4	Patricia HACKETT	USA	63	61,95	W60	63	39	51	90	179,1427
4	Marga JÖRGENSEN	DEN	53	48,85	W55	56	40	56	96	199,8333
5	Coral QUINELL	AUS	58	55,05	W50	54	52	61	113	203,4753
6	Maria TAKACS	HUN	+75	91,20	W45	45	75	95	170	212,8483
7	Esmeralda PERDOMO	VEN	53	52,00	W40	42	66	70	136	224,7995
8	Lidiya KOVTUN	RUS	69	66,70	W35	36	70	97	167	218,0014

Men's Grand Master - Egor KULIKOV

Ses	Name	Nation	Weight Class	Body Weight	Age Group	Age	Best Snatch	Best Jerk	Total	S-M-M Total
1	Richard GREENBLATT	USA	77	73,80	M80	82	45	62	107	414,8921
2	Marcel PERRON	CAN	77	76,30	M75	78	61	80	141	419,0856
9	Egor KULIKOV	RUS	62	59,80	M70	70	67	85	152	433,3653
13	Pavel KULIKOUSKI	BLR	85	84,25	M65	66	92	109	201	401,7760
15	Frederick LOWE	USA	62	62,00	M60	64	79	95	174	402,1483
18	Andrew SEABER	GBR	69	68,35	M55	55	92	108	200	363,5309
22	Sergey ERMAKOV	RUS	94	92,25	M50	51	122	140	262	377,1411
26	Tibor MEZEI	SVK	105	104,60	M45	49	130	145	275	370,6378
30	Andrea ROVATTI	ITA	+105	116,60	M40	42	157	186	343	419,4647
33	Vladimir SUSHCHAK	RUS	+105	134,40	M35	39	173	184	357	410,8415



**2011 IWF-WORLD MASTERS
WEIGHTLIFTING CHAMPIONSHIPS
(27th Men's and 18th Women's Championships)
LIMASSOL, CYPRUS
29th October - 5th November 2011
Detailed Results / Résultats détaillés**




IWF - WORLD MASTERS CHAMPIONSHIPS - 2011
Limassol, 29 October - 5 November

World records

NIKIFOROW Lev	RUS	149,35	105+	1936	75-79	Snatch	66 kg	29.Oct.2011
NIKIFOROW Lev	RUS	149,35	105+	1936	75-79	Clean and Jerk	84 kg	29.Oct.2011
NIKIFOROW Lev	RUS	149,35	105+	1936	75-79	Total	150 kg	29.Oct.2011
KERR Janis	GBR	89,70	75+	1946	65-69	Snatch	37 kg	29.Oct.2011
DICKERSON Mercedes	USA	99,95	75+	1956	55-59	Snatch	52 kg	29.Oct.2011
DICKERSON Mercedes	USA	99,95	75+	1956	55-59	Snatch	55 kg	29.Oct.2011
DICKERSON Mercedes	USA	99,95	75+	1956	55-59	Total	115 kg	29.Oct.2011
DICKERSON Mercedes	USA	99,95	75+	1956	55-59	Clean and Jerk	65 kg	29.Oct.2011
DICKERSON Mercedes	USA	99,95	75+	1956	55-59	Total	120 kg	29.Oct.2011
DICKERSON Mercedes	USA	99,95	75+	1956	55-59	Clean and Jerk	67 kg	29.Oct.2011
DICKERSON Mercedes	USA	99,95	75+	1956	55-59	Total	122 kg	29.Oct.2011
LEICK Gwendolyn	GBR	52,85	53	1951	60-64	Snatch	27 kg	29.Oct.2011
LEICK Gwendolyn	GBR	52,85	53	1951	60-64	Clean and Jerk	40 kg	29.Oct.2011
LEICK Gwendolyn	GBR	52,85	53	1951	60-64	Total	67 kg	29.Oct.2011
JÖRGENSEN Marga	DEN	48,85	53	1955	55-59	Clean and Jerk	56 kg	29.Oct.2011
ROILIDOU-TSITSOULA Magda	GRE	68,30	69	1951	60-64	Clean and Jerk	58 kg	29.Oct.2011
MUNKRES Marylin	USA	87,90	75+	1941	70-74	Snatch	28 kg	29.Oct.2011
MUNKRES Marylin	USA	87,90	75+	1941	70-74	Snatch	32 kg	29.Oct.2011
MUNKRES Marylin	USA	87,90	75+	1941	70-74	Clean and Jerk	38 kg	29.Oct.2011
MUNKRES Marylin	USA	87,90	75+	1941	70-74	Clean and Jerk	40 kg	29.Oct.2011

Data Handling by G&G Data Hagenes

Report Created: 11/5/2011 2:31 PM



**2011 IWF-WORLD MASTERS
WEIGHTLIFTING CHAMPIONSHIPS
(27th Men's and 18th Women's Championships)
LIMASSOL, CYPRUS
29th October - 5th November 2011
Detailed Results / Résultats détaillés**




IWF - WORLD MASTERS CHAMPIONSHIPS - 2011
Limassol, 29th October - 5th November

World records

MUNKRES Marylin	USA	87,90	75+	1941	70-74	Total	68 kg	29.Oct.2011
MUNKRES Marylin	USA	87,90	75+	1941	70-74	Total	68 kg	29.Oct.2011
MACKEN Mary	AUS	47,50	48	1961	50-54	Snatch	42 kg	30.Oct.2011
MACKEN Mary	AUS	47,50	48	1961	50-54	Snatch	45 kg	30.Oct.2011
MACKEN Mary	AUS	47,50	48	1961	50-54	Snatch	47 kg	30.Oct.2011
MACKEN Mary	AUS	47,50	48	1961	50-54	Clean and Jerk	55 kg	30.Oct.2011
MACKEN Mary	AUS	47,50	48	1961	50-54	Total	102 kg	30.Oct.2011
MACKEN Mary	AUS	47,50	48	1961	50-54	Clean and Jerk	58 kg	30.Oct.2011
MACKEN Mary	AUS	47,50	48	1961	50-54	Total	105 kg	30.Oct.2011
KÜTTLER Susanne	GER	66,45	69	1966	45-49	Snatch	64 kg	30.Oct.2011
TAKACS Maria	HUN	91,20	75+	1966	45-49	Clean and Jerk	90 kg	30.Oct.2011
TAKACS Maria	HUN	91,20	75+	1966	45-49	Total	165 kg	30.Oct.2011
TAKACS Maria	HUN	91,20	75+	1966	45-49	Clean and Jerk	93 kg	30.Oct.2011
TAKACS Maria	HUN	91,20	75+	1966	45-49	Total	168 kg	30.Oct.2011
TAKACS Maria	HUN	91,20	75+	1966	45-49	Total	170 kg	30.Oct.2011
RAMSAY-OVERALL Laura D.	TRI	78,50	75+	1965	45-49	Clean and Jerk	95 kg	30.Oct.2011
LOY Diana	AUS	57,85	58	1965	45-49	Clean and Jerk	78 kg	30.Oct.2011
PERDOMO Esmeralda	VEN	52,00	53	1969	40-44	Snatch	66 kg	30.Oct.2011

Data Handling by G&G Data Hagenes

Report Created: 11/5/2011 2:31 PM



**2011 IWF-WORLD MASTERS
WEIGHTLIFTING CHAMPIONSHIPS
(27th Men's and 18th Women's Championships)
LIMASSOL, CYPRUS
29th October - 5th November 2011
Detailed Results / Résultats détaillés**




IWF - WORLD MASTERS CHAMPIONSHIPS - 2011
Limassol, 29th October - 5th November

World records

KOVTUN Lidiya	RUS	66,70	69	1975	35-39	Clean and Jerk	96 kg	30.Oct.2011
KOVTUN Lidiya	RUS	66,70	69	1975	35-39	Total	166 kg	30.Oct.2011
KOVTUN Lidiya	RUS	66,70	69	1975	35-39	Clean and Jerk	97 kg	30.Oct.2011
KOVTUN Lidiya	RUS	66,70	69	1975	35-39	Total	167 kg	30.Oct.2011
GEYMAN Garri	RUS	55,75	56	1940	70-74	Clean and Jerk	70 kg	31.Oct.2011
GEYMAN Garri	RUS	55,75	56	1940	70-74	Clean and Jerk	72 kg	31.Oct.2011
MINNAGALEEV Mars	RUS	82.35	85	1956	55-59	Snatch	107 kg	2.Nov.2011
KUKHARSKYI Mykhailo	UKR	61,10	62	1966	45-49	Snatch	96 kg	3.Nov.2011
FARFAN Josue	VEN	55,65	56	1968	40-44	Snatch	99 kg	4.Nov.2011
FARFAN Josue	VEN	55,65	56	1968	40-44	Snatch	102 kg	4.Nov.2011
IURKEVYCH Gennadii	UKR	76,70	77	1970	40-44	Snatch	130 kg	4.Nov.2011
IURKEVYCH Gennadii	UKR	76,70	77	1970	40-44	Clean and Jerk	158 kg	4.Nov.2011
IURKEVYCH Gennadii	UKR	76,70	77	1970	40-44	Total	288 kg	4.Nov.2011
ROVATTI Andrea	ITA	116,40	105+	1969	40-44	Snatch	151 kg	4.Nov.2011
ROVATTI Andrea	ITA	116,40	105+	1969	40-44	Snatch	157 kg	4.Nov.2011
ROVATTI Andrea	ITA	116,40	105+	1969	40-44	Total	334 kg	4.Nov.2011
ROVATTI Andrea	ITA	116,40	105+	1969	40-44	Clean and Jerk	186 kg	4.Nov.2011
ROVATTI Andrea	ITA	116,40	105+	1969	40-44	Total	343 kg	4.Nov.2011

Data Handling by G&G Data Hagenes

Report Created: 11/5/2011 2:31 PM



**2011 IWF-WORLD MASTERS
WEIGHTLIFTING CHAMPIONSHIPS**
(27th Men's and 18th Women's Championships)
LIMASSOL, CYPRUS
29th October - 5th November 2011
Detailed Results / Résultats détaillés



IWF - WORLD MASTERS CHAMPIONSHIPS - 2011
Limassol, 29th October - 5th November

World records

MARTYNYUK Vasyl	UKR	103,00	105	1969	40-44	Total	322 kg	4.Nov.2011
MARTYNYUK Vasyl	UKR	103,00	105	1969	40-44	Clean and Jerk	181 kg	4.Nov.2011
MARTYNYUK Vasyl	UKR	103,00	105	1969	40-44	Total	326 kg	4.Nov.2011
RUSEV Nayden	CYP	56,00	56	1974	35-39	Snatch	93 kg	5.Nov.2011
SUSHCHAK Vladimir	RUS	134,40	105+	1972	35-39	Snatch	173 kg	5.Nov.2011

Data Handling by G&G Data Hagenes

Report Created: 11/5/2011 2:31 PM

2011 IWF-Masters World Championships

Detailed Team Results - Men

BLR - Belarus

Sess	Lot	Age Group	Wt. Class	Name	Total	Qual.	Place	Points	S-M-M
2	42	M75	69	Eduard ZHYHALKA	120	82	2	25	372,7892
13	106	M65	85	Pavel KULIKOUSKI	201	127	1	28	401,7760
15	159	M60	69	Yury MAKARYEU	156	127	7	19	321,1334
18	189	M55	62	Anatoliy LAVROV	152	127	1	28	319,6740
20	310	M55	105	Anatoli POUCHELIOUK	218	182	2	25	328,2129
26	288	M45	94	Vadzim ALIAKSASHYN	248	205	2	25	353,3538
29	110	M40	94	Alexander GRISHCHENKO	221	215	5	21	295,0076
								171	2391,9468

CAN - Canada

Sess	Lot	Age Group	Wt. Class	Name	Total	Qual.	Place	Points	S-M-M
1	183	M80	85	Donald BUCHANAN	87	70	2	25	288,7327
2	17	M75	77	Marcel PERRON	141	87	1	28	419,0856
19	104	M55	94	John CASE	196	170	3	23	313,5320
								76	1021,3503

FIN - Finland

Sess	Lot	Age Group	Wt. Class	Name	Total	Qual.	Place	Points	S-M-M
1	58	M75	62	Yrjö HAATANEN	85	75	5	21	302,3716
3	54	M75	94	Valto Johannes MASALIN	123	97	1	28	325,9232
24	216	M45	69	Jorma PALLARI	206	170	1	28	330,5250
26	64	M45	105	Jari HIRVONEN	278	222	2	25	363,7242
28	444	M40	85	Jaarli PIRKKIÖ	243	205	4	22	343,5747
18	268	M55	56	Ari VÄLIMAA	132	115	3	23	284,6387
22	41	M50	94	Aki MÄNNISTÖ	200	190	3	23	284,0858
								170	2234,8431

GER - Germany

Sess	Lot	Age Group	Wt. Class	Name	Total	Qual.	Place	Points	S-M-M
3	434	M75	85	Werner DEPPNER	130	95	2	25	352,6721
11	47	M70	105	Klaus SAMER	160	117	1	28	327,6356
14	331	M65	105	Manfred SCHRÖDER	167	145	2	25	295,1690
15	235	M60	69	Jürgen GREINER	192	127	1	28	388,1155
21	177	M50	77	Holger WORM	223	170	2	25	349,3943
28	164	M40	85	Viktor GALFINGER	274	205	2	25	372,7789
33	165	M35	105	Jan STRUVE	288	237	1	28	342,8018
18	439	M55	77	Klaus FÖRSTER	191	152	3	23	334,0674
								207	2762,6346

2011 IWF-Masters World Championships

Detailed Team Results - Men

GBR - Great Britain

Sess	Lot	Age Group	Wt. Class	Name	Total	Qual.	Place	Points	S-M-M
3	425	M75	105	Donald WALKER	105	102	2	25	292,6973
9	257	M70	62	Brian WHITELEY	107	82	4	22	310,0151
10	377	M70	77	Alex HART	94	97		0	0,0000
18	309	M55	69	Patrick ATTERIDGE	152	140	3	23	304,3136
18	329	M55	69	Andrew SEABER	200	140	1	28	363,5309
22	204	M50	94	Gurdawar DHESI	0	190		0	0,0000
27	19	M40	62	Mark BECK	186	162	2	25	308,3969
								123	1578,9538

JPN - Japan

Sess	Lot	Age Group	Wt. Class	Name	Total	Qual.	Place	Points	S-M-M
9	18	M70	62	Yasuo MOTOYAMA	144	82	2	25	400,5334
10	44	M70	69	Kozo KATSURAGAWA	151	90	2	25	424,8985
10	251	M70	77	Masaki MAEKAWA	127	97	3	23	354,6805
12	115	M65	62	Hidetoshi KAWASAKI	143	102	1	28	368,1522
15	246	M60	62	Hiroshi SAKO	165	117	2	25	362,0175
15	244	M60	69	Koji KANEKO	161	127	5	21	349,3855
15	261	M60	69	Satoshi MORINO	173	127	2	25	358,2805
16	61	M60	77	Etsuo MITSUISHI	182	137	2	25	356,6723
								197	2974,6203

LIB - Lebanon

Sess	Lot	Age Group	Wt. Class	Name	Total	Qual.	Place	Points	S-M-M
23	214	M50	105	Ali CHOUKAIR	240	205	4	22	302,7188
25	405	M45	85	Adnan MARFOUSS	239	195	3	23	349,6968
27	97	M40	77	Hassan EL KAISSI	0	192		0	0,0000
31	178	M35	69	Oussama MISTO	211	187	4	22	309,8227
31	400	M35	77	Khodor ALAYWAN	259	202	1	28	363,3580
32	353	M35	85	Marrouf TARHA	251	215	2	25	328,5196
								120	1654,1159

NOR - Norway

Sess	Lot	Age Group	Wt. Class	Name	Total	Qual.	Place	Points	S-M-M
11	60	M70	105	Kåre SÖMME	102	117		0	0,0000
14	364	M65	105	Eskil LIAN	170	140	1	28	322,9393
14	396	M65	105	Jan NYSTRØM	195	145	1	28	364,5649
19	70	M55	94	Johan THONERUD	196	170	4	22	323,2963
23	604	M50	105	Geir HESTMANN	217	197	3	23	312,0416
23	404	M50	105	Per Ola DALSBØ	214	205	6	20	272,1473
								121	1594,9893

2011 IWF-Masters World Championships

Detailed Team Results - Men

RUS - Russia

Sess	Lot	Age Group	Wt. Class	Name	Total	Qual.	Place	Points	S-M-M
3	430	M75	85	Mikhail MARKIN	125	95	3	23	325,6037
9	451	M70	56	Garri GEYMAN	117	75	1	28	364,1877
9	305	M70	62	Egor KULIKOV	152	82	1	28	433,3653
10	182	M70	85	Anatoliy GORISLOV	162	102	1	28	399,2612
16	55	M60	77	Alehander KURNEV	193	137	1	28	391,7640
17	213	M60	105	Evgeniy SIDOROK	210	167	3	23	365,1484
20	207	M55	105	Nikolai SHANIN	242	182	1	28	335,9311
33	435	M35	105	Vladimir SUSHCHAK	357	245	1	28	410,8415
								214	3026,1029

SCO - Scotland

Sess	Lot	Age Group	Wt. Class	Name	Total	Qual.	Place	Points	S-M-M
1	418	M75	62	John MCNIVEN	84	75	6	20	272,0864
3	402	M75	85	George BYNG	113	95	4	22	291,8873
11	212	M70	105	Jim FERGUSON	149	117	2	25	330,2739
25	62	M45	85	John MCEWAN	225	195	5	21	324,4840
								88	1218,7316

SVK - Slovakia

Sess	Lot	Age Group	Wt. Class	Name	Total	Qual.	Place	Points	S-M-M
22	335	M50	94	Oskar PATASI	248	190	2	25	359,0363
23	398	M50	105	Rudolf LENART	0	197		0	0,0000
23	209	M50	105	Jan TREBICHAVSKY	248	205	3	23	328,6145
26	243	M45	105	Tibor MEZEI	275	212	1	28	370,6378
26	194	M45	105	Frantisek SZABO	252	222	4	22	327,9733
								98	1386,2618

UKR - Ukraine

Sess	Lot	Age Group	Wt. Class	Name	Total	Qual.	Place	Points	S-M-M
1	417	M75	62	Yevgen TAMCHI	89	75	3	23	291,5524
15	121	M60	56	Jurij LAGUNOV	142	105	1	28	334,5606
21	276	M50	69	Vasyl PEREBZYAK	207	157	1	28	349,4521
25	230	M45	77	Mykhaylo BURKOV	226	185	1	28	349,6386
26	285	M45	105	Vitaliy MARSVIN	265	212	2	25	363,2295
27	39	M40	77	Gennadii IURKEVYCH	288	192	1	28	415,1681
30	131	M40	105	Vasyl MARTYNYUK	326	225	1	28	414,5572
32	137	M35	85	Serhiy HRECHKOSIY	260	215	1	28	342,0190
								216	2860,1776

2011 IWF-Masters World Championships

Detailed Team Results - Men

USA - United States Of America

Sess	Lot	Age Group	Wt. Class	Name	Total	Qual.	Place	Points	S-M-M
1	169	M75	62	Rudolf KOTLIKOV	100	75	2	25	357,5851
9	147	M70	56	Monroe NOWOTNY	80	75	3	23	255,8957
14	253	M65	94	Ray HÜBSCHMANN	135	135	6	20	267,0591
14	438	M65	105	Paul TRAVIS	150	145	3	23	265,4828
15	413	M60	62	Frederick LOWE	174	117	1	28	402,1483
16	293	M60	85	Steve VOGEL	163	147	3	23	295,8085
20	262	M55	105	David MELTZER	195	177	2	25	316,1089
32	144	M35	94	Ryan BADER	265	227	1	28	333,5697
								195	2493,6581

UZB - Uzbekistan

Sess	Lot	Age Group	Wt. Class	Name	Total	Qual.	Place	Points	S-M-M
18	366	M55	77	Husanboy NAZIROV	150	152		0	0,0000
25	376	M45	77	Vakhiddin NAJMIDINOV	221	185	4	22	342,1565
								22	342,1565

VEN - Venezuela

Sess	Lot	Age Group	Wt. Class	Name	Total	Qual.	Place	Points	S-M-M
12	242	M65	62	Manuel CHAU	130	102	2	25	312,5555
14	101	M65	94	Martinez EVARISTO	180	135	2	25	347,6471
25	193	M45	85	Pedro INFANTE	241	195	1	28	350,6427
26	394	M45	94	Rauseo RAMIREZ	265	205	1	28	365,3446
27	280	M40	56	Josue FARFAN	208	147	1	28	378,9045
28	450	M40	85	Victor PAREDES	276	205	1	28	384,8270
31	136	M35	62	Alexis GRATEROL	222	172	1	28	342,4460
26	154	M45	105	Olivo NÉSTOR	255	212	3	23	332,3819
								213	2814,7492

2011 IWF-Masters World Championships

Detailed Team Results - Women

AUS - Australia

Sess	Lot	Age Group	Wt. Class	Name	Total	Qual.	Place	Points	S-M-M
4	289	W65	63	Elaine JANES	59	57	1	28	124,0180
4	237	W55	63	Megan EMERTON	85	70	1	28	158,5323
4	300	W55	69	Grace MORRISON	113	75	1	28	190,8998
5	181	W50	48	Mary MACKEN	105	67	1	28	201,1928
5	202	W50	58	Coral QUINELL	113	75	1	28	203,4753
5	308	W50	69	Sue COX	96	82	1	28	142,4456
6	52	W45	58	Diana LOY	128	82	2	25	203,3805
								193	1223,9442

CAN - Canada

Sess	Lot	Age Group	Wt. Class	Name	Total	Qual.	Place	Points	S-M-M
4	134	W60	75	Judy QUINN	83	70	1	28	152,4320
5	292	W45	48	Manon POULIN	100	72	1	28	191,3436
7	343	W40	75	Shellen THOMAS	134	105	2	25	162,7027
								81	506,4783

GER - Germany

Sess	Lot	Age Group	Wt. Class	Name	Total	Qual.	Place	Points	S-M-M
5	427	W50	53	Gudrun SCHMIDBERGER	99	72	1	28	174,5726
6	161	W45	63	Sabina ESCHEMANN	121	85	2	25	183,2499
6	211	W45	69	Susanne KÜTTLER	141	90	1	28	202,7910
7	390	W40	63	Annett DAMME	133	95	1	28	198,5490
7	349	W40	69	Elke LOHAN	138	97	1	28	189,3410
8	77	W35	69	Tina SCHNEIDER	140	102	2	25	189,3081
8	423	W35	75	Olga OLBRANDT	142	112	1	28	163,3976
								190	1301,2093

GBR - Great Britain

Sess	Lot	Age Group	Wt. Class	Name	Total	Qual.	Place	Points	S-M-M
4	433	W65	75	Janis KERR	79	65	1	28	136,0899
4	415	W60	53	Gwendolyn LEICK	67	57	1	28	142,4535
4	2	W60	75	Bronwin CARTER	97	72	1	28	162,5325
5	369	W50	53	Caroline CHARLES	88	72	2	25	160,9268
5	255	W50	63	Diane TREBILLCOCK	113	77	1	28	180,1965
5	133	W45	53	Beverley PATTISON	106	77	2	25	188,7829
5	200	W45	53	Joanne MCMANUS	110	77	1	28	186,7652
								190	1157,7473

2011 IWF-Masters World Championships

Detailed Team Results - Women

USA - United States Of America

Sess	Lot	Age Group	Wt. Class	Name	Total	Qual.	Place	Points	S-M-M
4	356	W70	75	Marilyn MUNKRES	70	65	1	28	143,3960
4	10	W60	63	Patricia HACKETT	90	65	1	28	179,1427
4	220	W55	75	Mercedes DICKERSON	122	82	1	28	168,6469
6	429	W45	63	Corinne GROTENHUIS	130	85	1	28	203,2507
6	441	W45	69	Ellyn ROBINSON	124	90	2	25	177,8428
8	81	W35	69	Sarka VOGEL	107	102	3	23	136,7526
								160	1009,0317